



## **Rolling Out Risk Watch®: “Steps for Getting Started in Your Community”**

### **Step #1: Get Familiar With Risk Watch**



Review the curriculum and watch the *RISK WATCH* teacher introduction video.



Ask a teacher from your local school system to review the appropriate module level. Solicit his or her feedback and ask for guidance on how best to get school buy-in to try *Risk Watch*.



Seek the necessary approvals (school nurse, health curriculum supervisor, principal, superintendent). Ask “Would you include *Risk Watch* in the school curriculum, provided outside funding for the program is secured?”

### **Step #2: Reach Out**



Contact your local fire department and ask to speak with the fire and life safety education officer or the person in charge of public education (specializing in school outreach programs, if possible).



Identify yourself as a member of the NFPA (if appropriate) and ask if they know about *Risk Watch*.



Schedule a meeting to introduce and/or discuss the curriculum.



Explain that your local school has agreed to try *Risk Watch*. Would the fire department be willing to chair (or co-chair) a coalition of local safety advocates to support participating *Risk Watch* teachers?

### **Step #3: Build Your Coalition**



Invite other safety professionals and community leaders to join your *Risk Watch* Coalition, i.e., representatives from your local police or sheriff’s department, local hospital or health department, Red Cross chapter, SAFE KIDS® Coalition, etc.



Include representatives from your school system (school nurse, enthusiastic teachers, curriculum administrator, PTA/PTO. etc.).



Involve potential sponsors and supporters, i.e., insurance agencies, service clubs, local merchants and businesses, the media, etc.

### **Step #4: Plan**



Conduct regular meetings to establish implementation goals and action plans. Topics should include: proposed implementation plan, team roles/responsibilities, funding requirements, classroom support (expert visits, technical assistance, etc.), and evaluation strategies.


### **Step #5: Find Funding**





Research the options. Prioritize your best prospects.




Send a letter of introduction\* or telephone the prospective funder.


 Schedule an appointment to make a brief presentation.

 Be 100% prepared: What projects has this funder supported in the past: How does *Risk Watch* dovetail with his/her funding priorities?

 Send a strong team to make the initial presentation.


 Follow up with a written proposal\*.

### **Step #6: Kick Off Your Program**


 Launch your pilot program with an event for teachers that: outlines the serious problem of unintentional childhood injuries; explains how teachers are the key to solving this problem; demonstrates widespread community support for *Risk Watch*; provides a *Risk Watch* module for each participating teacher; highlights sample activities; and generates excitement in the school and community.

### **Step #7: Go For It!**


 Teachers administer pre-test. Coalition collects results.


 Community experts visit classrooms upon request to motivate, encourage, and enhance *Risk Watch* lessons.

 Teachers administer post-test. Coalition collects results.

 If possible, the Coalition should host a *Risk Watch* appreciation event at the conclusion of the pilot to celebrate the progress of teachers, students, and their families.

### **Step #8: Expand Your Program**

 Compile and analyze the results of your pilot implementation.

 Use data to revise your implementation strategy and seek additional funding and support to expand the program.

 Think big but start small. Establish solid partnerships, demonstrate success, and then keep building until you reach your goal. GOOD LUCK!

#### ***Risk Watch* Module Pricing:**

NFPA Member: \$61.88 per module or \$262.80 for the complete five-module set.

Non-NFPA Member: \$68.75 per module or \$292 for the complete five-module set.

#### ***Risk Watch* Student Workbooks Pricing (set of 25 workbooks with answer key):**

NFPA Member \$45.00

Non-NFPA Member \$50.00

#### ***Risk Watch* Package (Module and 25 Student Workbooks with answer key):**

NFPA Member \$80.10

Non-NFPA Member \$89.00

\* Visit the *Risk Watch* Web site at [www.riskwatch.org](http://www.riskwatch.org) for sample letters of introduction and funding proposals, or call NFPA's Public Education Division at (617)984-7285.