



Global Emergency Resources

HC Standard[®] Web Access

----- SILVERLIGHT QUICK TIPS -----

MARYLAND INSTITUTE FOR EMERGENCY MEDICAL SERVICES SYSTEM (MIEMSS)

November, 2009

SUMMARY

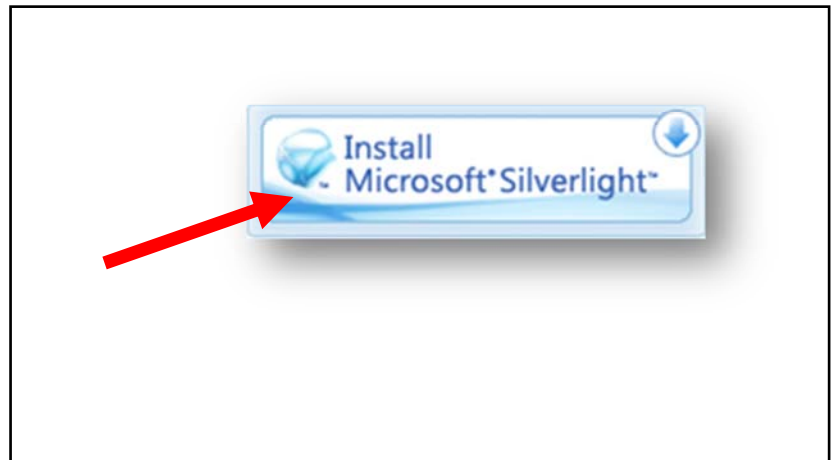
In order to operate HC Standard[®] (the new FRED & CHATS System at MIEMSS), you may need to download an application called Silverlight from Microsoft. This is a quick reference on how to install Microsoft Silverlight on your system.

Please note: Your System Administrator may have to grant authorization to download this application.

HOW TO INSTALL

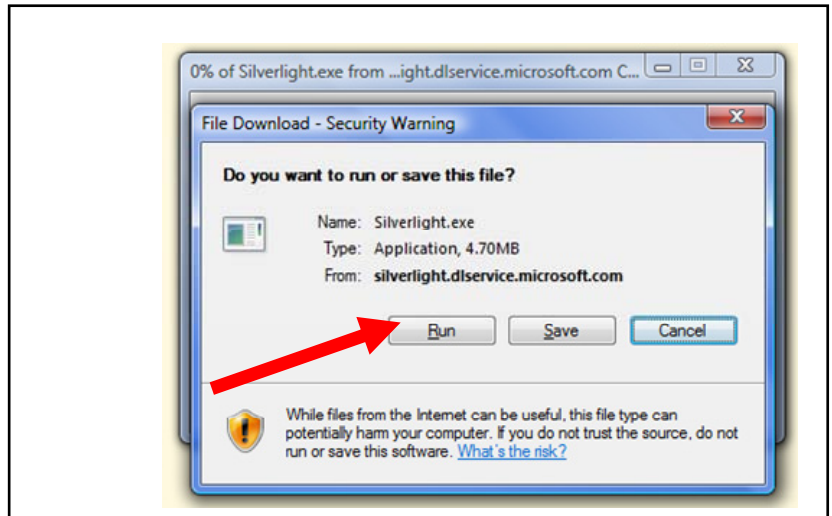
STEP **1** :

If you have not previously installed Silverlight, after attempting to log in to HC Standard[®] Web, you may see this button. If his appears on your screen you should click on it.



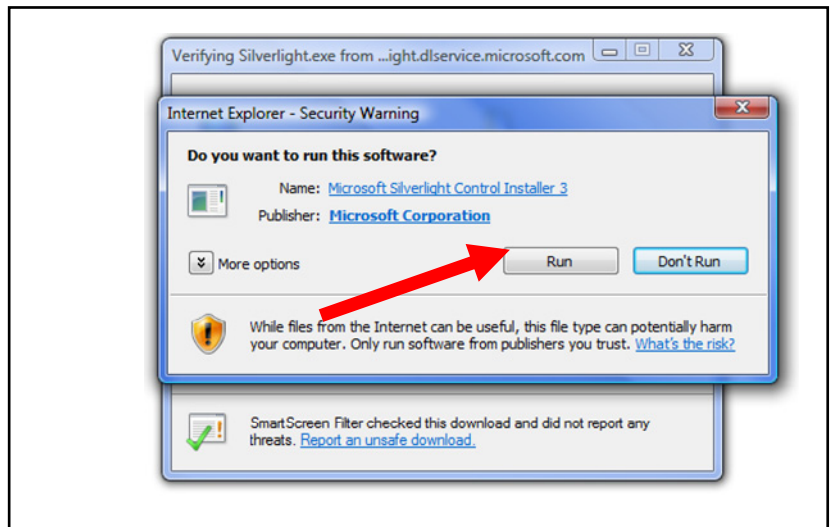
STEP ② :

Click **Run** to download and install the software.



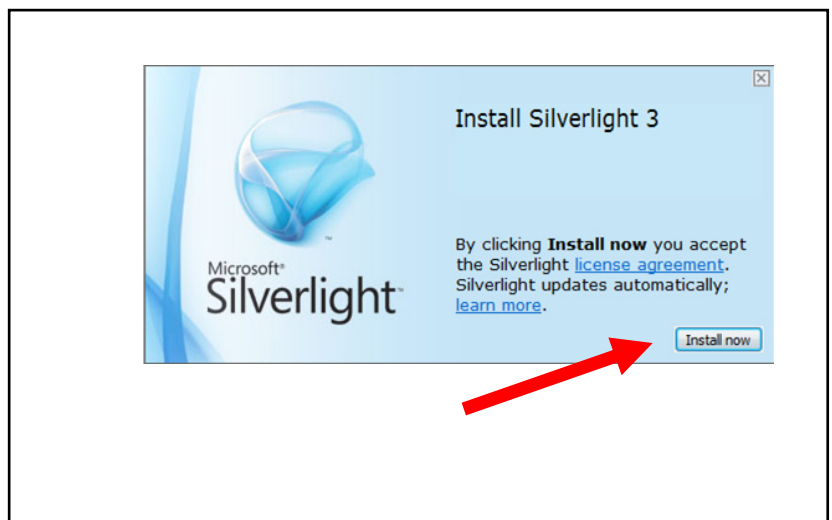
STEP ③ :

When the software has downloaded, you will be prompted to install it. Click **Run**.



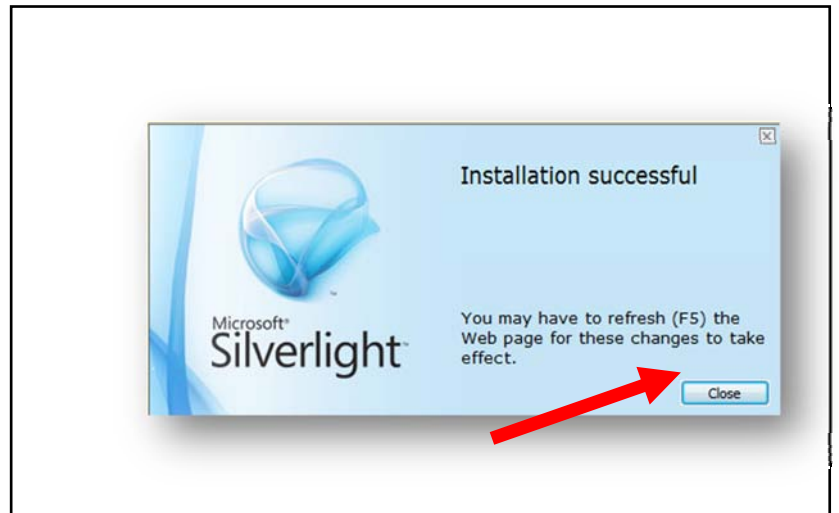
STEP ④ :

You will see this screen next. Click **Install Now**.



STEP ⑤ :

Silverlight will automatically install and you will see the following message. Click **Close**



STEP ⑥ :

Your web browser will also take you to the HC Standard® Web Log-In Screen.

If you require further information on logging in and operating HC Standard® Web then consult *HC Standard® Web Quick Hints*.

