



Report to the
EMS
Board

R Adams Cowley Shock Trauma Center

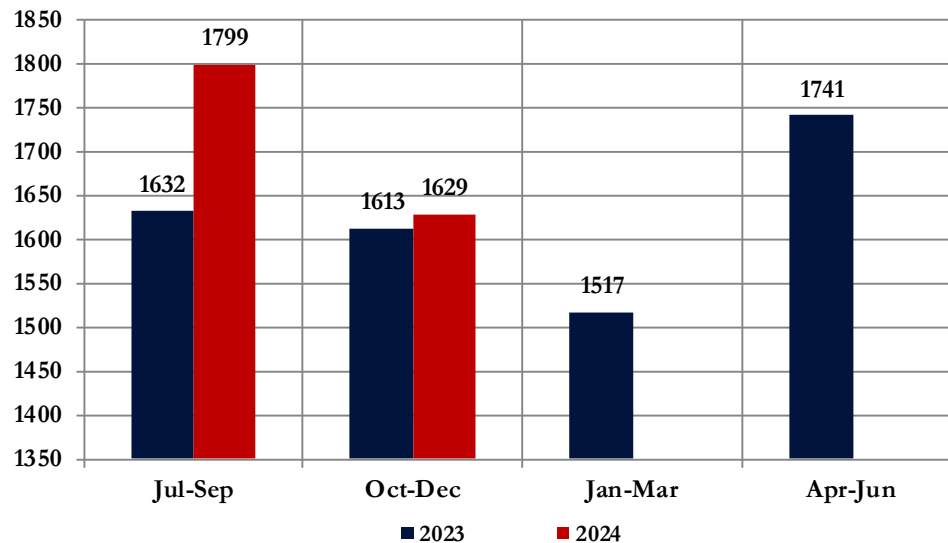
January 9, 2024

Kristie Snedeker, DPT

Vice President, R Adams Cowley Shock Trauma Center



Shock Trauma Patient Visits



Total Admissions - Fiscal Year Comparison:

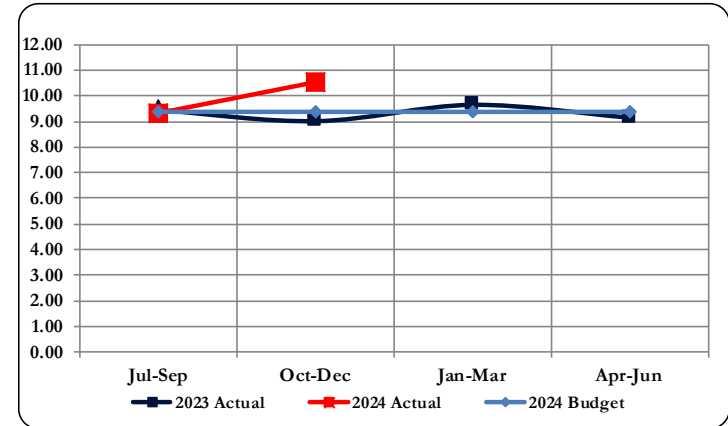
FY '23: 6,503

FY '24 Q1-Q2: 3,428 (Variance ↑ 183)



December Data is Preliminary

Shock Trauma Actual Length of Stay

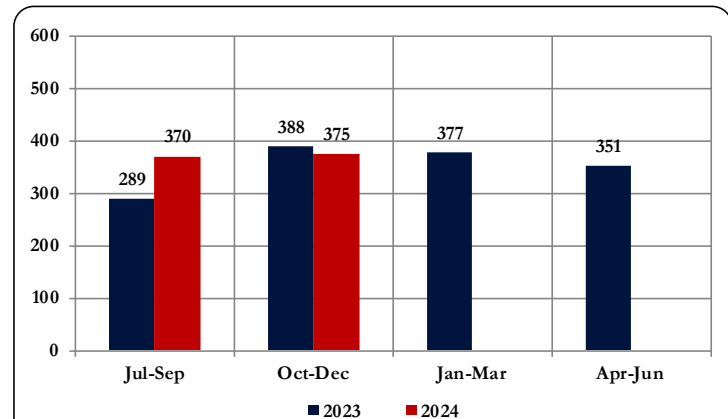


Actual Length of Stay- Fiscal Year Comparison:

FY '23: 9.32

FY '24 Q1-Q2: 9.90 (Variance to Budget ↑ 0.65)

CCRU Patient Admissions

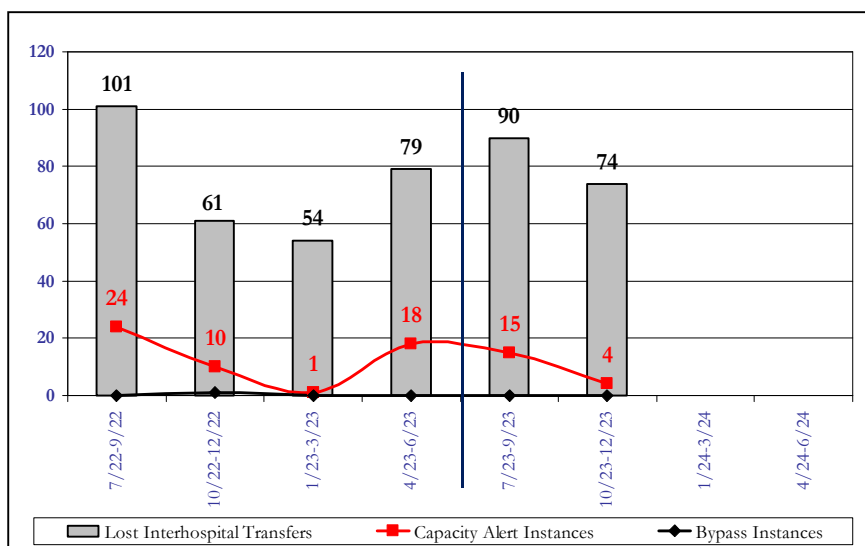


Total CCRU Admissions - Fiscal Year Comparison:

FY '23: 1,405

FY '24 Q1-Q2: 745 (Variance ↑ 68)

Lost Interhospital Transfers



Fiscal Year Comparison Total Lost Interhospital Transfers

FY '23: 295

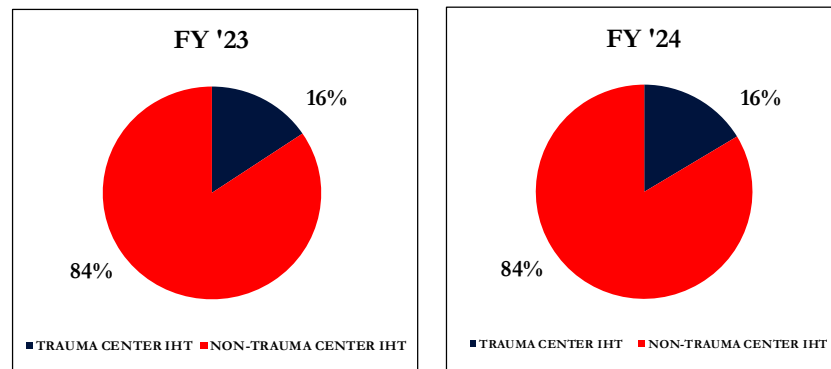
FY '24 Q1-Q2: 164 (Variance ↑ 2)

Capacity Alert Hours:

FY '23: 224.16

FY '24 Q1-Q2: 58.73 (Variance ↓ 109.35)

Interhospital Transfer Volume

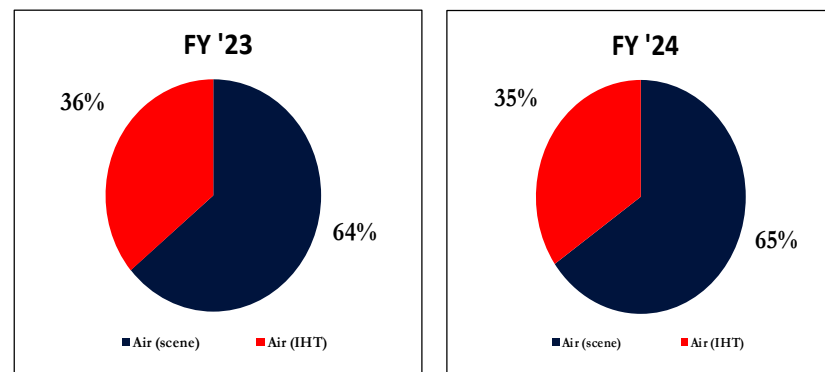


Total Interhospital Transfer Volume (Primary Patients)- Fiscal Year Comparison:

FY '23: 1,760

FY '24 Q1-Q2: 806 (Variance ↓ 29)

Air Scene vs. Air IHT Transport



Total Air Transports - Fiscal Year Comparison:

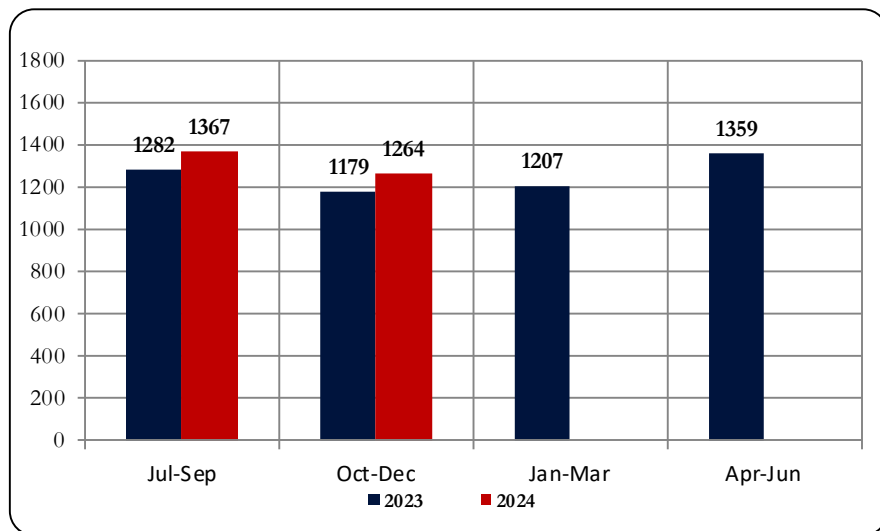
FY '23: 889

FY '24 Q1-Q2: 461 (Variance ↑ 10)

December Data is Preliminary



OR Volume

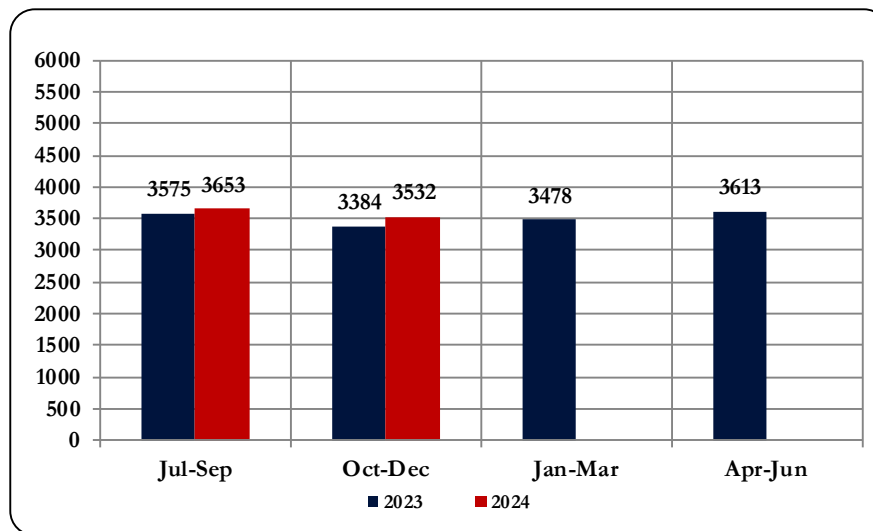


Total OR Volumes- Fiscal Year Comparison:

FY '23: 5,027

FY '24 Q1-Q2: 2,631 (Variance ↑ 170)

Clinic Volume



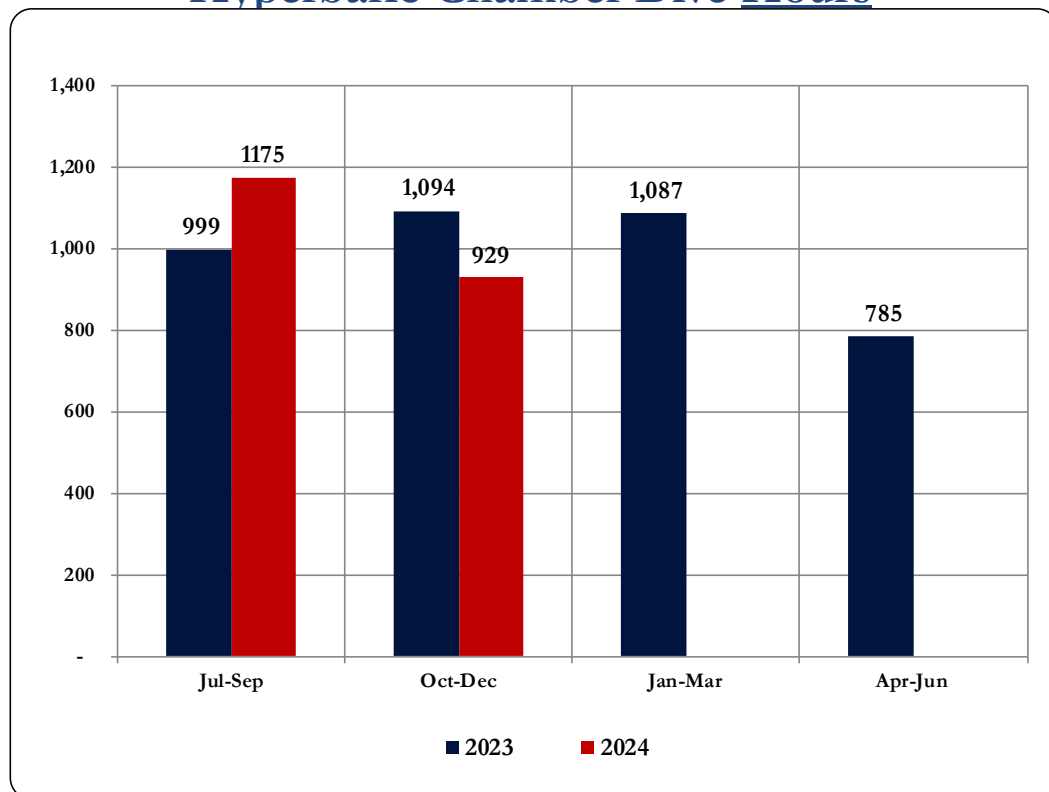
Total Clinic Volumes- Fiscal Year Comparison:

FY '23: 14,050

FY '24 Q1-Q2: 7,185 (Variance ↑ 226)



Hyperbaric Chamber Dive Hours

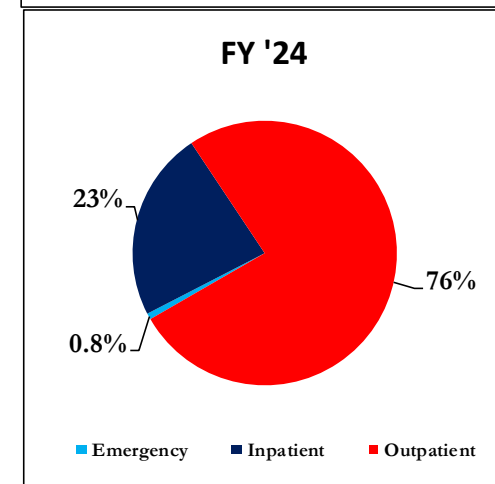
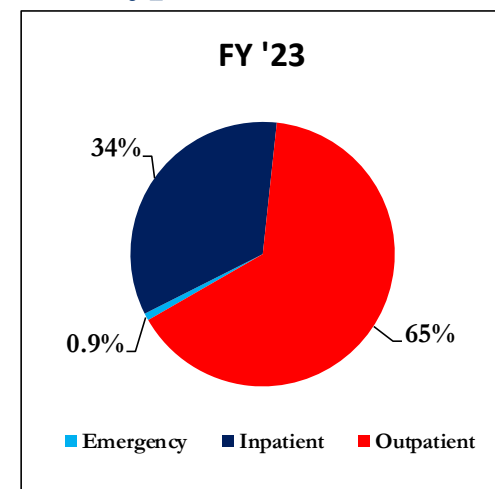


Total Dive Hours - Fiscal Year Comparison:

FY '23: 3,963

FY '24 Q1-Q2: 2,104 (Variance to Budget ↑ 12)

Hyperbaric Chamber Volume by Case Type in Hours



Total HBO Volumes by Case Type in Hours
Fiscal Year Comparison:

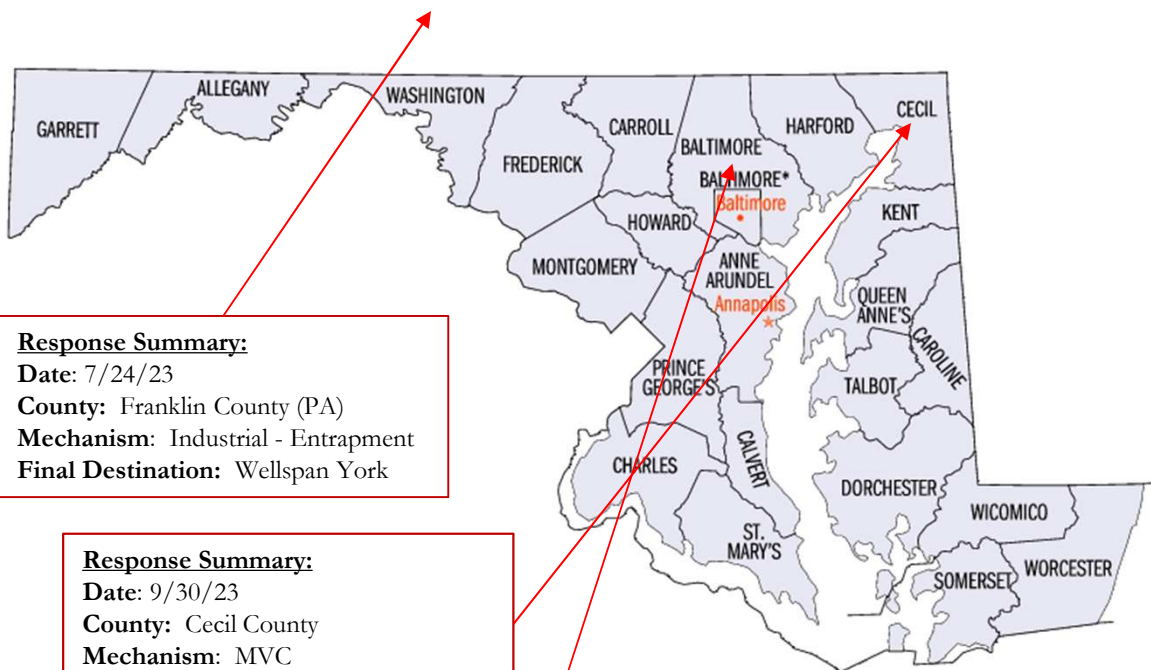
FY '23: Emergency: 26/ Inpatient: 1,353/Outpatient: 2,585

**FY '24 Q1-Q2: Emergency: 16 (Variance ↓ 3)/Inpatient: 488
(Variance ↓ 277)/Outpatient: 1,600 (Variance ↑ 241)**



Shock Trauma Go-Team Activation

FY '24



Response Summary:

Date: 7/24/23

County: Franklin County (PA)

Mechanism: Industrial - Entrapment

Final Destination: Wellspan York

Response Summary:

Date: 9/30/23

County: Cecil County

Mechanism: MVC

Final Destination: STC

Response Summary:

Date: 12/21/23

County: Baltimore County

Mechanism: MVC

Final Destination: STC

Requests for Go Team: 6

Mechanism:

- MVC – 4
- Entrapment – 1
- Unknown - 1

Event Location by County:

- Baltimore: 2
- Cecil: 1
- Franklin (PA): 1
- Washington: 1
- Unknown: 1

Request Canceled: 3

Go Team Deployed: 3

Go Team Activation Requests- Fiscal Year Comparison:

FY '23: 12 - 3 Go Team Deployment

FY '24 Q1-Q2: 6 – 3 Go Team Deployments

(↓ 2 requests)



Organ & Tissue Donation Program

Calendar Year: 2023

Organ Donation Rate:

60% January – November 2023

(Goal $\geq 75\%$)


Informational Tabling Events:

➤ 3 during September-December

Meaningful Donation Discussions: 245

New Donor Designations: 15

Donate Life Float – Rose Parade 2024

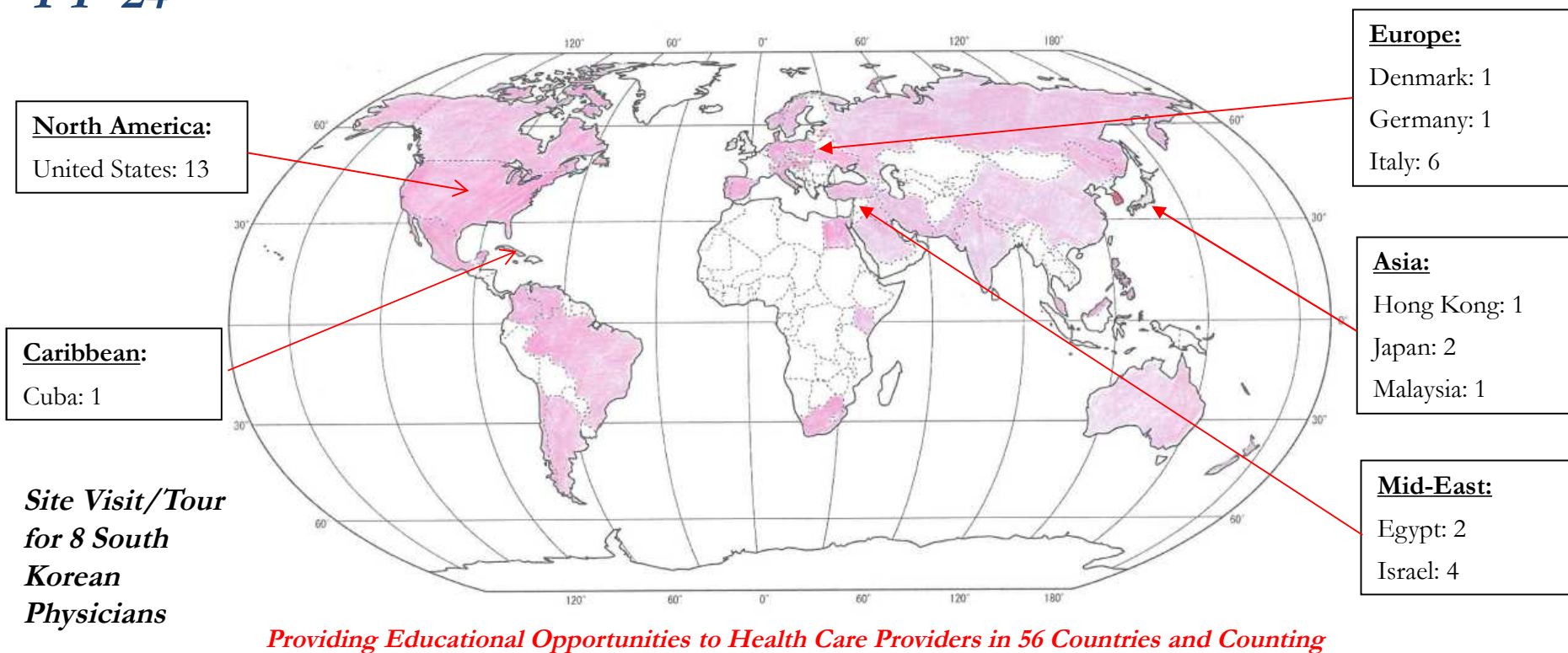


The 2024 OneLegacy Donate Life float features a beautiful Butterfly Dancer wearing an impressive and intricate headdress. The Hopi Butterfly Dance is a two-day, ceremonial, social dance for young people in northern Arizona's Hopi villages during late summer and early fall to celebrate the corn harvest. The maidens dress in elaborate headdresses called tablitas, which have symbols of corn, butterflies, and prayers. The dance pays homage to the butterflies that pollinate the corn, thus helping the crop prosper. Surrounding the dancer are traditionally woven baskets full of life-giving corn and other fruits from Hopi culture. Memorial floragraphs honoring life-giving organ, eye, and tissue donors will be displayed on the baskets; transplant recipients will ride on the float, and living donors will walk alongside it. This beautiful Native American scene is completed with prickly pear plants, stalks of corn, and fluttering butterflies.



Global Outreach-Trauma Observation Program

FY '24



Primary Observation Service:

Anesthesia: 1 Nursing: 1
 Ortho: 1 Plastics: 4
 Trauma Team: 25

Total Observers Fiscal Year Comparison:

FY '23: 64 Observers
 FY '24 Q1-Q2: 32 Observers (Variance ↑ 5)

Center for Injury Prevention & Policy

FY '24

A total of 87 events 3,091 attendees

Trauma Prevention Community Outreach:

3 Events; 425 Attendees

Trauma Prevention Teens (ThinkFirst):

6 Event; 287 Attendees

Trauma Prevention Outreach - DDMP:

6 Events; 315 Attendees

Stop the Bleed Campaign:


45 Events; 1,139 Attendees

Minds of the Future

14 Events; 792 Attendees

Violence Prevention Program SMART Kids

6 Events; 60 Attendees



Trauma Survivors Network Outreach

7 Events; 73 Attendees





EMS Outreach & Education Activities

FY '24

Pre-Hospital Educational Activity:

Observation Program (TRU/ICU): 40 Providers
(Students Rotated on Each Unit - 2 Students at a Time.)

Training:

➤ **FBI Core 2:**

9/18/23 – 18 (4 Paramedics/14 EMT)

The FBI worked with the STC Simulation Center to complete their annual training, validations, and practice critical skills with the high fidelity simulation lab.

➤ **Harford EMS ALS Skills Day:**

8/21/23 – 12 Harford EMS

➤ **MEC Skills Course:**

7/25/23 – 12 MEC 10/30/23 – 9 MEC

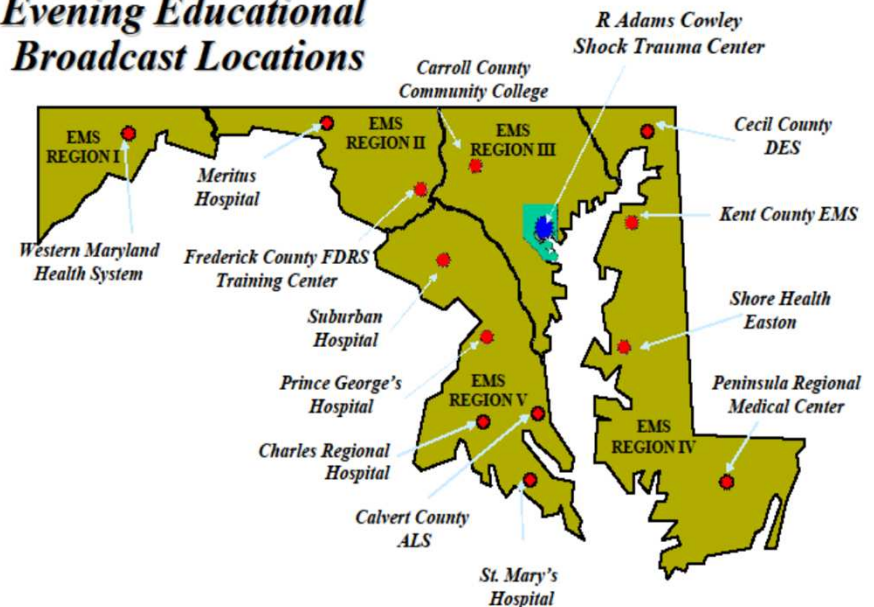
8/02/23 – 12 MEC 11/20/23 – 9 MEC

8/09/23 – 12 MEC 12/6/23 – 18 MEC

9/13/23 – 12 MEC 12/13/23 – 9 MEC

10/25/23 – 9 MEC

Evening Educational Broadcast Locations



Tours: 1 Tour; 10 Nursing Students

1 Tour; 4 Japanese Students

1 Tour; 13 Frederick County 911 Operators

1 Tour; 17 Carroll County EMS Personnel

1 Tour; 4 Taiwan Surgeons

1 Tour; 26 Personnel from Biomed Program

1 Tour: 10 Boumi Shriner Members





EMS Outreach & Education Activities

FY '24

Training:

➤ **ALS Skills Validation:**

11/29/23 – 4 Paramedics

11/30/23 – 4 Paramedics

➤ **Wilderness Medicine Interest Group:**

11/11/23 – 29 Providers (3 Paramedics/26 Physicians)

Offsite Wilderness Setting

➤ **EMS Conference - Best Practices in Trauma Care:** **12/16/23 – 55 Attendees**

Hosted by STC EMS Liaisons

Presenters:

- Hendrik Bilek, BSN, RN, CFRN, C-NPT, NHDP-BC, PHRN – *Diamond in the Rough: The Trauma Diamond of Death*
- Cara Diaz Lomangino, RN, MS, CRNP – *Traumatic Spinal Cord Injuries; Trauma, Treatment and Outcomes*
- Rishi Kundi, MD, RPVI, FACS, FSVS – *Does REBOA Work or Not?*
- Cody Winniford, EMT-P, CCP-C, FP-C – *Trauma Airway Management*
- Ben Lawner, DO, MS, EMT-P, FACEP – *How to Kill Your Patients with Bright Lights, Cold Steel, and a Bolus of Diesel*

*Right: Structural
Collapse Scenario
during the ALS
Skills Validation
Course*



*Left:/ Below
Wilderness Medicine
Training Sessions*





EMS Outreach & Education Activities

FY '24

Training:

➤ **US Army National Guard Skills Day:**

8/23/23 – 10 US Army Guard/MSP/EMS *1 Physician, 1 PA, 1 EMT, 7 Flight Paramedics*)

➤ **Go Team Training:**

US Rescue Hose Co 1 – Greencastle PA:

9/6/2023 – 20 Providers *Presenters: Michael Broussard, CRNA/Michelle Duell CRNA/Heidi Halterman, RN*

Go Team & Harford County Technical Rescue – Confined Space Rescue:

8/21/23 – 24 Harford EMS/Harford Rescue/Go Team/MSP/MIEMSS *(2 MSP/4 MIEMSS/6 Go Team/12 Harford)*

➤ **Webinar:**

The Shock Trauma Go Team: Training, Treatment and Transformation

9/19/2023 – Presented to EMS Region IV

Presenters: Rishi Kundi, MD/Justin Graves, Trauma Program Director/Hendrik Bilek, RN/Rebecca Gilmore, Trauma Program Manager



Shock Trauma Celebration

November 18, 2023

The 33rd annual Shock Trauma Heroes Celebration at the Joseph Meyerhoff Symphony Hall honored 85 trauma professionals and first responders who worked together to save the lives of Scott Spitnale and Ellen Lightman (*pictured right*), each brought to Shock Trauma critically ill.

Funds from this year's event benefit the Shock Trauma's Violence Prevention Program, which provides trauma-informed care and support to patients who are injured as the result of gun violence and other violent crime.



(Left to Right): Naomi Chizmar and Dr. Timothy Chizmar, MD, FACEP, State EMS Medical Director; Barbara Delbridge and Dr. Theodore Delbridge, MD, Executive Director, MIEMSS; Dr. and Mrs. David Efron, MD, Chief of Trauma



(Left to Right): Honorable Francis Kelly, Chairman, Kelly Benefits; Leonard Attman, President, Attman Holdings; Johnny Hughes, State Fire Marshall (Ret.); Clay Stamp, County Manager, Talbot County



(Left to Right): Thomas Scalea, MD, FACS, Physician-in-Chief; Jim Brown, MIEMSS (Ret); Clay Stamp, County Manager, Talbot County; Charles C.A. Ruppertsberger, US House of Representatives

