

Maryland Emergency Medical Services

Interhospital Transfer Resource Manual

Developed by the

Maryland Institute for
Emergency Medical Services Systems

Revised
December 2021



Previous editions published:

January 1986

April 1994

January 2002

November 2009

October 2014

October 2019

November 2020

March 2021

September 2021

Interhospital Transfer Resource Manual

Table of Contents

Introduction	v
The Maryland Emergency Medical System: Overview	vi
Facility Acronyms	vii
Transportation Information	
How to Initiate a Referral and Transport	1
Maryland Universal Interhospital Hand-Off Transfer Form and Instructions	2
Transport Services	4
Maryland EMS Clinician Descriptions	8
Adult Trauma Centers and Guidelines	
List of Adult Trauma Referral Centers	9
Map of Adult Trauma Referral Centers	11
Adult Trauma Center Guidelines for Transfer	12
Burn Injury (Adult)	13
Eye Trauma	15
Hyperbaric and Dive Medicine	19
Hand and Upper Extremity Trauma	21
Neurotrauma	25
Special Pathogen/Highly Infectious Diseases	29
Stroke Guidelines for Transfer	33
Primary Stroke Centers	
List of Primary Stroke Centers	39
Map of Primary Stroke Centers	42
Comprehensive Stroke Centers	
List of Comprehensive Stroke Centers	43
Map of Comprehensive Stroke Centers	44
List of Endovascular Capable Centers in Maryland	45
Map of Endovascular Capable Centers in Maryland	46
Acute Ischemic Stroke Guidelines for Potential Endovascular Recanalization Therapy (ERT)	47
Cardiac	
List of Cardiac Interventional Centers	51
Map of Cardiac Interventional Centers	53
ST-Elevation Myocardial Infarction (STEMI) Guidelines for Transfer	54

Pediatric	
List of Pediatric Trauma Centers	57
Map of Pediatric Trauma Centers	58
Pediatric Trauma Centers' Guidelines	59
List of Pediatric Burn Centers	62
Map of Pediatric Burn Centers	63
Indications for Transfer to a Pediatric Burn Center	64
Perinatal	
List of Perinatal Referral Centers	65
Map of Maryland Perinatal Referral Centers	66
Maternal Referral/Consultation	67
Neonatal Referral/Consultation	69
Emergency Medical Treatment and Active Labor Act (EMTALA)	73
Explanation of Regulations	74
Sample Forms	81
Transport of Stable Patients from a Trauma/Burn or Specialty Center to a Community Hospital or Rehabilitation/Long-Term Care Facility	84
Interhospital Transfer Checklist	86

INTRODUCTION

This version of the Maryland Emergency Medical Services Interhospital Transfer Resource Manual replaces the manual dated October 2019. This updated manual reflects current practices and changes that have occurred in the Maryland Emergency Medical Services (EMS) System. The updated manual has been organized and tabbed to facilitate the quick retrieval of information.

The address and telephone number for each specialty center has been updated. Additionally, the information found in the section addressing EMTALA has been updated to reflect the most current language.

Direct communication needs to occur between the sending and receiving hospital staffs to arrange an interhospital transfer as specified in the manual. However, MIEMSS Emergency Medical Resource Centers (EMRCs) and System Communications (SYSCOM) are available to assist, if needed, to arrange transfers. SYSCOM, staffed by MIEMSS and the Maryland State Police (MSP), is the communications core for MSP helicopter dispatch, coordination, and monitoring.

Typically, tertiary care hospitals in and around Maryland are able to assist referring hospitals with the transfer of patients from community hospitals by both ground and air ambulances. In consultation with the referring physician, the receiving hospital is able to determine the appropriate transport method for specific patients. Interhospital air transportation is ideally accessed through the receiving hospital. However, if a referring physician or patient desires contact information for an alternate air clinician, he/she may call SYSCOM, which maintains a list of all available clinicians in the area.

To access SYSCOM, call 1-800-648-3001. SYSCOM remains the point of contact to arrange MSP helicopter transportation. (See page 1.)

For questions, or if you are having trouble contacting a specific trauma and/or specialty referral center, contact EMRC at 1-800-492-3805.

THE MARYLAND EMERGENCY MEDICAL SYSTEM Overview

The Maryland Institute for Emergency Medical Services Systems (MIEMSS) is the state agency that coordinates the statewide system of EMS. MIEMSS oversees and coordinates all components of the statewide EMS system (including planning, operations, evaluations, and research), provides leadership and medical direction, conducts and/or supports EMS educational programs, operates and maintains a statewide communications system, designates trauma and specialty centers, licenses and regulates commercial ambulance services, licenses EMS clinicians, and participates in EMS-related public education and prevention programs.

Maryland EMS legislation, passed in 1993, mandated regulations for the designation of trauma centers and specialty centers. MIEMSS, with the approval of the EMS Board, defined and designated four levels of trauma centers.

The following types of specialty care centers have been designated in Maryland to provide specialized services to patients with certain types of illnesses or injuries, including Adult and Pediatric Burn, Eye Trauma, Hand and Upper Extremity Trauma, Neurotrauma, Perinatal, Stroke, Cardiac Interventional, and Hyperbaric and Dive Medicine.

In this coordinated system of emergency care, critically ill and injured patients are transported to the hospital that is best staffed, equipped, and experienced to treat their injuries or illness. This manual has been developed by MIEMSS, in collaboration with the trauma and specialty referral centers, to assist emergency department (ED) personnel in identifying those patients with specialty care needs who should be transferred to a trauma or specialty center.

The manual also provides reference information for access numbers and locations to the various specialty centers.

The Maryland State Police Aviation Command (MSPAC) medevac program provides helicopter transportation of critically ill or injured patients requiring time-critical transport to a higher level of care. Interhospital transports are provided by commercial ground and air ambulance companies throughout the state. This manual includes contact information for MSP medevac, commercial air ambulance, and commercial ground ambulance transportation.

FACILITY ACRONYMS

JHM	Johns Hopkins Medicine
MedStar	MedStar Health
UM	University of Maryland

THIS PAGE IS INTENTIONALLY BLANK.

HOW TO INITIATE A REFERRAL AND TRANSPORT

1. The referring physician should contact the receiving tertiary care hospital. The receiving physician must confirm that the transfer is accepted
Once acceptance of the patient is confirmed, the mode of transport is determined by the referring and receiving physicians based on the patient's medical needs during transport, as well as the need to minimize out-of-hospital transport time.
2. If helicopter transport is the indicated mode of transport:
 - a) The receiving referral center will arrange air transportation.
 - b) The following patient information should be provided:
 - Approximate weight and age
 - Suspected major injuries or medical condition
 - Level of consciousness and airway status
 - Most recent vital signs
 - Ongoing therapies
 - Specialized equipment, (e.g., isolette)
3. If ambulance is the indicated mode of transport:
 - a) Either the referring or receiving hospital will contact an ambulance service of its choice that is capable of providing the level of care required, or
 - b) If the patient requires a critical level of care, or care outside the scope of practice of the Advanced Life Support (ALS) clinician, the hospital or the commercial ambulance service must provide for a supplemental clinician capable of providing the care required.
4. Information needed by the receiving center:
 - Referring physician's name
 - Referring hospital
 - Location of patient within the hospital
 - Call-back number
 - **Interhospital transportation documentation (eMEDS[®] Short Form)**

Patient information needed:

 - Name, age, and weight
 - Needs an interpreter
 - Mechanism of injury
 - Type and extent of injury
 - Treatment rendered
 - Status of other family members injured and destination (if known)
5. A copy of all medical records must be sent with the patient, including:
 - Progress notes
 - Nursing notes
 - Medication and fluid records
 - Radiologic studies
 - Laboratory results
 - Fact sheet that includes patient address, phone number, and emergency contact information
 - eMEDS[®] or Short Form
 - EKG
 - Radio Consult Form

PROMPT TRANSPORT

Do not delay transport while awaiting laboratory or radiology results. These can be communicated by phone and FAX as they become available.

MARYLAND UNIVERSAL INTERHOSPITAL HAND-OFF TRANSFER FORM
(Optional Use)

Patient Identification Label

PATIENT INFORMATION TRANSFER DATE: _____ TRANSFER TIME: _____ ETA: _____ TRANSFER FROM: _____ TRANSFER TO: _____ TRANSPORT MODE: _____ DIAGNOSIS RELATED TO TRANSFER: _____ REASON FOR TRANSFER: <input type="checkbox"/> Higher Level of Care; <input type="checkbox"/> Cardiac Intervention <input type="checkbox"/> Stroke Intervention <input type="checkbox"/> Adult Trauma <input type="checkbox"/> Pediatric Trauma <input type="checkbox"/> Specialty Referral; <input type="checkbox"/> Hand <input type="checkbox"/> Eye <input type="checkbox"/> Adult Burn <input type="checkbox"/> Pediatric Burn <input type="checkbox"/> Other PATIENT NAME: LAST _____ FIRST _____ DOB: _____ AGE: _____ CM <input type="checkbox"/> OF Pregnant? <input type="checkbox"/> Y <input type="checkbox"/> N LMP _____ MEDICAL ORDERS for LIFE SUSTAINING TREATMENT (MOLST): Documents <input type="checkbox"/> Y <input type="checkbox"/> N Attached <input type="checkbox"/> Y <input type="checkbox"/> N CONTACT PERSON: LAST NAME _____ FIRST _____ RELATIONSHIP _____ PHONE: Day _____ Night _____ Cellular _____ Contact with Patient? <input type="checkbox"/> Y <input type="checkbox"/> N, Contact Notified of Transfer? <input type="checkbox"/> Y (Date _____ Time _____) <input type="checkbox"/> N, Contact Enroute to Receiving Hospital? <input type="checkbox"/> Y <input type="checkbox"/> N INFORMATION GIVEN TO CONTACT PERSON: _____ Healthcare Representative/Proxy/Legal Guardian: <input type="checkbox"/> Y <input type="checkbox"/> N LAST NAME _____ FIRST _____																					
PATIENT ASSESSMENT (most recent) SYSTEMS ASSESSMENT & PAST MEDICAL HISTORY PERTINENT TO TRANSFER ALLERGIES: _____ IMMUNIZATIONS/SCREENING DATES: Flu _____, Tetanus _____, Pneumonia _____, PPD _____; <input type="checkbox"/> Pos <input type="checkbox"/> Neg Abnormal Assessment Findings Cardiovascular: _____ Gastrointestinal: _____ Genitourinary: _____ HEENT: _____ Integumentary: _____ Musculoskeletal: _____ Nervous/Neurological: _____ Thorax/Lungs "Respiratory": _____ Other: _____ PRE-EXISTING MEDICATION: Anticoagulants <input type="checkbox"/> Y <input type="checkbox"/> N; Name: _____ Other: _____ Site _____ ISOLATION PRECAUTIONS: <input type="checkbox"/> None <input type="checkbox"/> MRSA <input type="checkbox"/> VRE <input type="checkbox"/> ESBL <input type="checkbox"/> C-Diff <input type="checkbox"/> Colonized <input type="checkbox"/> Other, specify _____ units / _____ units TOTAL INTAKE: Blood Products Given: PRBC/ _____ units, FFP/ _____ units, Platelets/ _____ units, Other _____ units For Burns: Total Crystalloids Given _____ Date Started _____ Time _____ LAB TESTS: CBC _____ Coags _____ CMP _____ Top _____ Myo _____ Other _____ IMAGING: Films sent <input type="checkbox"/> Y <input type="checkbox"/> N; X-Rays _____ CT _____ MRI _____ OPERATIVE PROCEDURES: _____ OTHERS: _____ MEDICATIONS GIVEN PRIOR TO TRANSFER AT HOSPITAL: Antibiotics, Resuscitative, Sedative/Paralytic, Thrombolytic/TPA, Others																					
TREATMENTS <table border="1"> <thead> <tr> <th>Medication</th> <th>Dosage</th> <th>Date</th> <th>Time</th> </tr> </thead> <tbody> <tr> <td> </td> <td> </td> <td> </td> <td> </td> </tr> <tr> <td> </td> <td> </td> <td> </td> <td> </td> </tr> <tr> <td> </td> <td> </td> <td> </td> <td> </td> </tr> <tr> <td> </td> <td> </td> <td> </td> <td> </td> </tr> </tbody> </table>		Medication	Dosage	Date	Time																
Medication	Dosage	Date	Time																		
TIME-SPECIFIC CARDIAC: Acute Symptom Onset Date _____ Time _____ Duration of Pain _____ ED Arrival Date _____ Time _____ First Qualifying EKG Date _____ Time _____ EMS <input type="checkbox"/> ED First Call CIC Date _____ Time _____ ED Discharge Date _____ Time _____ STROKE: Patient Last Known Well Date _____ Time _____ Neurologist Consult Date _____ Time _____ Stroke Activation Date _____ Time _____ NIHSS <input type="checkbox"/> Y <input type="checkbox"/> N Score _____, Dysphagia Screening Before Oral Intake <input type="checkbox"/> Y <input type="checkbox"/> N; <input type="checkbox"/> Pass <input type="checkbox"/> Fail, Had stroke symptoms resolved by presentation <input type="checkbox"/> Y <input type="checkbox"/> N TRAUMA: Date of Injury _____ Time of Injury _____, Death in same incident <input type="checkbox"/> Y <input type="checkbox"/> N, Family Member <input type="checkbox"/> Y <input type="checkbox"/> N, Was patient notified? <input type="checkbox"/> Y <input type="checkbox"/> N Mechanism of Injury: <input type="checkbox"/> MVC <input type="checkbox"/> MCC <input type="checkbox"/> Ped <input type="checkbox"/> ATV <input type="checkbox"/> Bicycle <input type="checkbox"/> Beating <input type="checkbox"/> Stabbing <input type="checkbox"/> Cut/Pierce <input type="checkbox"/> Firearm <input type="checkbox"/> Burn <input type="checkbox"/> Fall <input type="checkbox"/> Drowning <input type="checkbox"/> Blast <input type="checkbox"/> Other _____ Spinal Protection: <input type="checkbox"/> Backboard <input type="checkbox"/> C-Collar <input type="checkbox"/> Pelvic <input type="checkbox"/> Extremity _____ RU _____ LU _____ RL _____ LL _____ Towel Roll/Bolster <input type="checkbox"/> Other _____ Social Concern: <input type="checkbox"/> Domestic Violence Suspicion, <input type="checkbox"/> Child/Elder, <input type="checkbox"/> Suspicion <input type="checkbox"/> Neglect <input type="checkbox"/> Abuse, Reported? <input type="checkbox"/> Y <input type="checkbox"/> N, To Whom? _____ Sending Physician Name: _____ Receiving Physician Name: _____ Sending Facility Contact Name: _____ Receiving Facility Contact Name: _____ Form Completed By Name: _____ Date: _____ Time: _____																					

THE MARYLAND UNIVERSAL INTERHOSPITAL HAND-OFF TRANSFER FORM Instructions

Background:

The Quality Improvement Committees for the specialty centers (Trauma, Stroke, Cardiac, and Perinatal) identify, address, and develop recommendations/solutions to issues/problems brought forth by the hospital specialty referral centers. One such issue identified by the centers is the disconnect between the report given from the sending hospital to the receiving hospital. Many receiving centers have indicated that reports issued by the sending hospital do not always provide a true representation of the patient received. The Quality Improvement Committees investigated this issue and together developed the “Maryland Universal Interhospital Hand-off Transfer Form”. The form is focused on time-critical information and provides standardization in the report format.

Purpose:

The “Maryland Universal Interhospital Hand-off Transfer Form” was designed to communicate pertinent and accurate clinical patient care information at the time of transfer to the receiving hospital. This form does not negate, but is in addition to, the Hospital’s EMTALA documentation, necessary medical record and test results needed for the transfer of a patient.

The Joint Commission requires an appropriate “Hand-off” between caregivers. The Committee on Trauma American College of Surgeons’ Resources for the Optimal Care of the Injured Patient identifies interhospital transfer documentation requirements, which may include a mutually agreed upon transfer form. This form will meet the requirements of both the Joint Commission and the American College of Surgeons. Use of the “Maryland Universal Interhospital Hand-off Transfer Form” is optional.

Process:

The sending hospital will complete any of the form sections pertinent to its patient. A telephone report to the receiving hospital will be done utilizing the form content for standardization. Additional information may be given as well.

The Hand-off Form will be given to the Transport Team to “Hand-off” to the receiving hospital representative upon arrival. EMS clinicians are not required to document on this form.

TRANSPORT SERVICES

INTRODUCTION

Transportation of critically ill and injured patients from a residence or the scene is usually accomplished by a public service ambulance (i.e., EMS, fire department or rescue squad ambulance, or Maryland State Police (MSP) medevac helicopter). The interhospital transportation of patients is primarily carried out by Maryland-licensed commercial ambulances, commercial air medical transport, or MSP medevac helicopters.

The EMS clinicians on all of these ambulances and medevac helicopters are licensed or certified by MIEMSS at one of the following levels: Emergency Medical Responder (EMR), Emergency Medical Technician (EMT), Cardiac Rescue Technician (CRT), or Paramedic. The EMR and EMT are Basic Life Support (BLS) clinicians and the CRT and Paramedic are Advanced Life Support (ALS) clinicians. All EMS clinicians, those working in the public service arena, and those working for commercial ambulance services must provide care as defined in *The Maryland Medical Protocols for Emergency Medical Services*.

PUBLIC SERVICE AMBULANCES

The primary mission of public service ambulances is to respond to the scene or a 9-1-1 call for emergency medical assistance from a residence or the scene. Rarely are these ambulances available to hospitals for interhospital transport. However, if a commercial ambulance is not able to respond for a patient requiring emergency transport to a referral center and if the public service ambulance is available, along with the required staff, they may agree to assist with an interhospital transport.

LICENSED COMMERCIAL AMBULANCE SERVICES

Basic Life Support (BLS)

A licensed BLS commercial ambulance is staffed at a minimum with an EMR driver and an EMT attendant. BLS may transport patients within the scope of practice of an EMT, which includes patients who are stable with maintenance IVs. BLS licensed ambulances may not add a nurse or other health care clinician to staff the ambulance for the purpose of caring for a patient who requires care outside the scope of practice of the EMT. These patients must be transported by an ALS licensed ambulance.

Advanced Life Support (ALS)

A licensed ALS commercial ambulance is staffed at a minimum with an EMT driver and a CRT or Paramedic. The ALS clinician may start IVs, as well as administer certain medications and perform certain procedures that are listed in *The Maryland Medical Protocols for Emergency Medical Services*, which defines the scope of practice for all Maryland EMS prehospital clinicians. Patients requiring care outside the scope of practice of the ALS clinician must be accompanied by a health care clinician authorized by law to provide the level of care required and in accordance with EMTALA (refer to the EMTALA section, page 73).

Specialty Care Transport (SCT)

An SCT commercial ambulance is staffed at a minimum with an EMT driver and two additional clinicians, and must be a licensed ALS vehicle. The scope of practice of the SCT-credentialed paramedic requires additional training, including additional medications and procedures and is defined in *The Maryland Medical Protocols for Emergency Medical Services*. If the patient's care is outside of the scope of practice of an SCT-credentialed paramedic, the first of the two additional clinicians must be either a nurse or physician with critical care expertise. The second clinician may be either an SCT-credentialed paramedic or a paramedic who has been oriented to specialty care transports. If the patient's care is within the scope of practice of the SCT-credentialed paramedic, the first clinician may be either a nurse with critical care expertise¹ or the specially oriented SCT-credentialed paramedic. The second clinician may be either a CRT licensed after July 1, 2001, or a paramedic who has been oriented to specialty care transports.

Neonatal Transports

Licensed neonatal commercial ambulances are specialized ambulances that are staffed and equipped to transport critically ill newborns from their hospital of birth to a tertiary care facility. Transport of critically ill newborns may be carried out only in a licensed neonatal ambulance.

AIR MEDICAL TRANSPORT

Typically, tertiary care hospitals in and around Maryland are able to assist referring physicians with the transfer of patients from community hospitals by both ground and air ambulance. In consultation with the referring physician, the receiving hospital is able to determine the appropriate transport method for specific patients. Interhospital air transportation is usually accessed through the receiving facility. Nearly all interhospital air transports are provided by commercial air services that are under contract to the hospital and that typically bill third party payors and/or patients for transport services. Should a referring physician or patient desire contact information for an alternate air provider, he/she may call SYSCOM at 1-800-648-3001; SYSCOM maintains a list of all available clinicians in the area. State police helicopters play a secondary role in interhospital transports since the majority of their flights are from the scene of an incident.

Utilization of Air Medical Transport for Interhospital Transfer

Air medical transport should be considered for interhospital transfer of patients for whom time is critical. An air ambulance is best used when a patient requires time-critical interventions or when it is important to minimize time out of a hospital setting. In either case, air transport would result in clinically significant reduction in time over ground transport.

¹Nurses who provide care during an interhospital transfer with a Specialty Care Licensed ambulance service shall comply with COMAR 10.27.09.04. The transport nurse shall have competency with the ongoing care of the patient being transferred and either a national transport certification or two years of critical care experience within the past five years.

Time to Intervention Care

Patients may need rapid evaluation and treatment that are not available at the sending hospital. Reducing the time to clinical intervention is clinically important, and air medical transport may be utilized in order to minimize the time to intervention. Examples of the type of patient that would fit in this category may include, but are not limited to:

- Trauma patients being transferred for emergent diagnosis and operative intervention
- STEMI patients being transferred for emergency intervention
- Stroke patients being transferred for emergency intervention
- Intracranial hemorrhage patients being transferred for emergent diagnosis and intervention
- Patients being transferred for aortic catastrophe (leaking aneurysm, dissection, or disruption)
- Patients with tenuous airways unable to be secured at the sending hospital
- Patients with unstable blood pressure
- Patients with unstable cardiac rhythm
- Patients with severe sepsis requiring tertiary care
- Perinatal patients with eclampsia

Reduction of “Out-of-Hospital Time” or Provision of Appropriate Level of Care En Route

Frequently, patients transferred to tertiary care hospitals will require a high level of care; for these patients it is critical to minimize the time they are away from the hospital setting. As well, it may be that a referring hospital may not have timely access to SCT ground ambulances that would be able to provide the appropriate level of care. Examples of the type of patient that would fit into this category may include, but are not limited to:

- Patients with tenuous airways unable to be secured at the sending hospital
- Patients with unstable blood pressure or on vasopressor medication
- Patients with unstable cardiac rhythm or on cardioactive drips
- Patients on mechanical ventilation with poor oxygenation
- Patients on intraaortic balloon pumps (IABPs)
- Patients with ventricular assist devices (VADs)
- Neonatal and critical pediatric patients
- Perinatal patients receiving tocolysis
- Other unstable patients where time out-of-hospital needs to be minimized

Commercial Air Medical Transport Clinicians

MIEMSS-licensed commercial helicopters are staffed and equipped to provide primarily interhospital critical care transport to a tertiary care facility.

You may contact the State Office of Commercial Licensing and Regulation at 410-706-8511 or SOCALR@miemss.org for the most current list or for information about arranging a commercial ground or air transport.

A current list of commercial services is also available online at www.miemss.org; navigate to Commercial Ambulance Licensing & Regulation (under Departments and Programs) and click on List of Licensed Commercial Services.

Maryland State Police Medevac Helicopters

The primary medical role for MSP helicopters is direct scene response. They are available for interhospital transports at a Paramedic level, primarily as a back-up to the commercial helicopter programs. Critical Care interhospital helicopter transports are performed by the commercial programs. MSP back-up for Critical Care interhospital transports is typically dependent upon crew augmentation by a transport nurse or physician from the tertiary receiving hospital, which may or may not be available at the time of such request.

To access SYSCOM, call 1-800-648-3001. SYSCOM remains the point of contact to arrange MSP helicopter transportation.



Maryland EMS Clinician Descriptions



Emergency Medical Dispatcher: *Skills include:* Call intake/call allocator; medical interrogation; medical pre-arrival and post-dispatch instructions; medical call prioritization; EMS resource allocation and management. *Hours of training:* 24 hours minimum from an EMS Board-approved agency. *Licensure requirements:* written exam; successful completion of a health care provider CPR course. Licensure period is for two years. *Renewal requirements:* Current health care provider CPR card; 24 hours continuing dispatch education.



Emergency Medical Responder: *Skills include:* Patient assessment; vital signs; bleeding control and bandaging; fracture management; emergency medical management; CPR and AED; airway management and optional O2 administration; optional self and buddy WMD auto-injectors. *Hours of training:* 51 hours minimum. *Certification requirements:* Psychomotor/practical exam and National Registry EMR cognitive exam. Certification period is for three years. *Renewal requirements:* 12 hours of approved continuing education (6 hours didactic and 6 hours of skills). Maryland grants legal recognition for Emergency Medical Responders from most states, National Registry, and EMS Board-approved certifying agencies.



Emergency Medical Technician: *Skills include:* Patient assessment; vital signs; bleeding control and bandaging; shock management; fracture management; CPR, AED, O2 administration; airway management; emergency medical management; patient-assisted medications; spinal immobilization; patient movement; transport. *Hours of training:* 165 hours minimum. *Certification requirements:* EMS field internship; psychomotor/practical exam and National Registry EMT cognitive exam; affiliation with a BLS EMS Operational Program. Certification period is for three years. *Renewal requirements:* 24 hours of approved continuing education (12 hours didactic and 12 hours of skills); a current NREMT certification at the time of Maryland renewal may be used. Maryland accepts reciprocity for Emergency Medical Technicians from most states and National Registry.



Cardiac Rescue Technician: *Skills include:* All skills listed under EMT plus additional advanced procedures such as intravenous and intraosseous cannulation; medication administration; EKG monitoring; electrical therapy. *Hours of training:* EMT certification plus approximately 400 additional hours. *Licensure requirements:* Psychomotor/practical exam and National Registry I-99 cognitive exam; successful completion of a Maryland ALS licensing protocol exam; affiliation with an ALS EMS Operational Program. Licensure period is for two years. *Renewal requirements:* 60 hours of approved continuing education; continued affiliation with an ALS EMS Operational Program.



Paramedic: *Skills include:* All skills listed under CRT plus additional skills and medication administration. *Hours of training:* EMT certification plus approximately 1,100 additional hours. *Licensure requirements:* NRP certification; successful completion of a Maryland ALS licensing protocol exam; affiliation with an ALS EMS Operational Program. Licensure period is for two years. *Renewal requirements:* Successful re-registration as an NRP; continued affiliation with an ALS EMS Operational Program.

ADULT TRAUMA REFERRAL CENTERS

PRIMARY ADULT CLINICAL RESOURCE CENTER (PARC)

R Adams Cowley Shock Trauma Center
University of Maryland Medical Center
22 South Greene Street, Baltimore, MD 21201
Maryland Express Care 410-328-1234
1-800-373-4111

LEVEL I

The Johns Hopkins Hospital
Adult Trauma Center
1800 Orleans Street
Baltimore, MD 21287
Hopkins Access Line 410-955-9444
1-800-765-5447

LEVEL II

**Johns Hopkins Bayview
Medical Center**
4940 Eastern Avenue
Baltimore, MD 21224
Hopkins Access Line 410-955-9444
1-800-765-5447

**University of Maryland Capital Region
Medical Center**
901 Harry S. Truman Dr. N.
Largo, MD 20774
240-677-1000 (main hospital)
240-677-1234 (One-Call)

Sinai Hospital of Baltimore
2401 W. Belvedere Avenue
Baltimore, MD 21215
Lifelink 410-601-5465
410-601-6161

Suburban Hospital - JHM
8600 Old Georgetown Road
Bethesda, MD 20814
301-896-3880

LEVEL III

**University of Pittsburgh Medical Center
(UPMC) Western Maryland**
12500 Willowbrook Rd.
Cumberland, MD 21502
240-964-7000

**TidalHealth Peninsula Regional
Medical Center**
100 East Carroll Street
Salisbury, Maryland 21801-5493
410-543-4722
866-614-4722

Meritus Medical Center
11116 Medical Campus Rd.
Hagerstown, MD 21742
301-790-8000

TRAUMA CENTERS

Out-of State*

Christiana Hospital
4755 Ogletown-Stanton Road
Newark, DE 19718
1-800-428-0911
302-733-5555

MedStar Washington Hospital Center
110 Irving St, NW
Washington, DC 20010
MedStar Transport Center
202-877-7234
1-844-877-2424

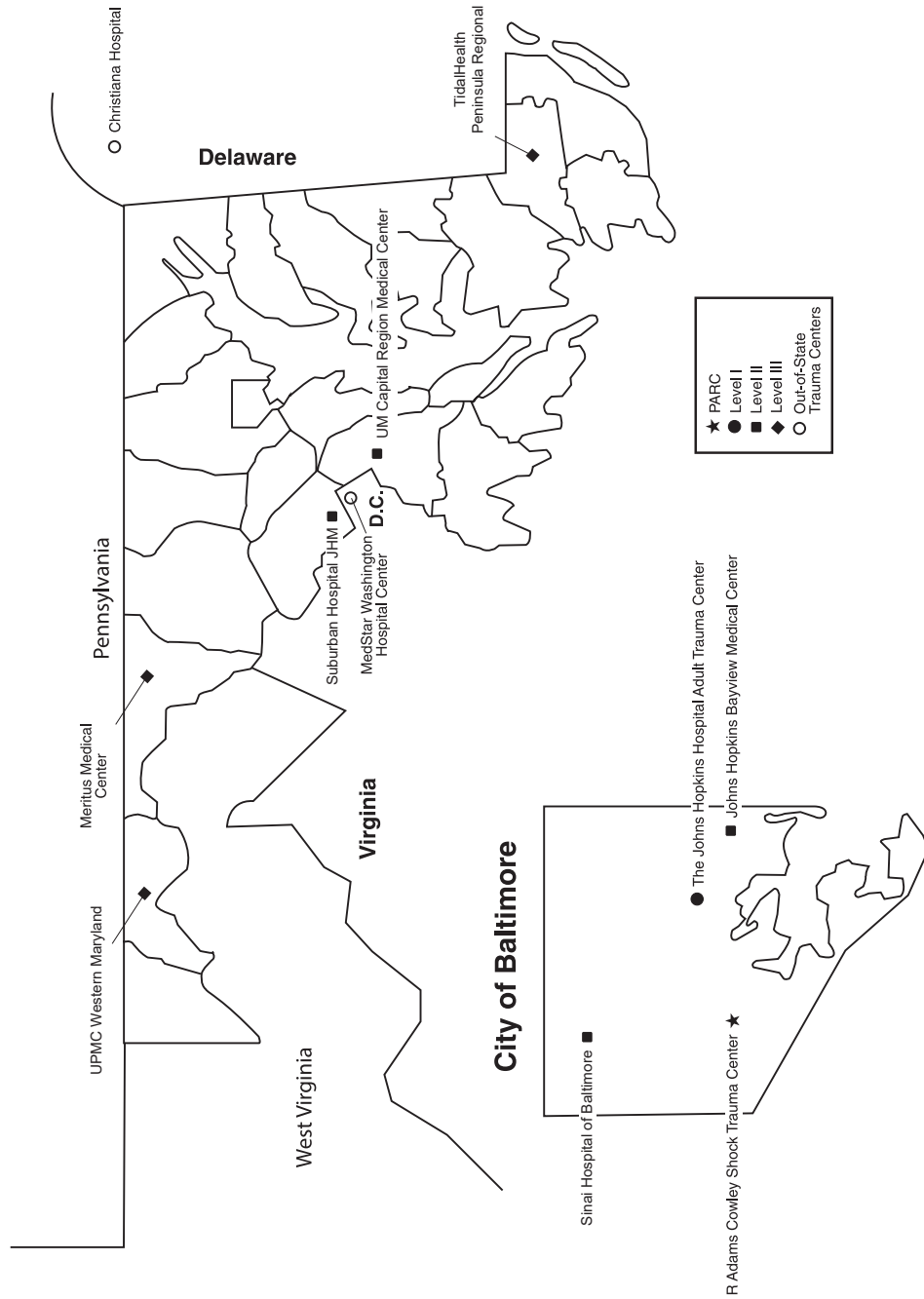
Military Trauma Center**

**Walter Reed National
Military Medical Center**
8901 Rockville Pike
Bethesda, MD 20889
1-866-666-2362
301-319-8123

** These facilities are American College of Surgeons Level I Trauma Centers that each have a Memorandum of Understanding with the State of Maryland for trauma care.*

*** WRNMMC is an American College of Surgeons Level II Trauma Center and may be an appropriate center for military personnel and their dependents and other Department of Defense beneficiaries.*

Adult Trauma Referral Centers



ADULT TRAUMA CENTER GUIDELINES FOR TRANSFER

Patients with severe multiple system injury from any location in the state are candidates for referral to one of the nine Maryland adult trauma centers or two out-of-state trauma centers. Transfer patients to the appropriate level trauma center based on specialty medical care needs and resources required for patients' injuries.

INDICATIONS FOR TRANSFER

Adults with one or more of the following:

- A. Severe multiple injuries (two or more systems) or severe single system injury**
- B. Cardiac or major vessel injuries**
- C. Injuries with complications (e.g., shock, sepsis, respiratory failure, cardiac failure)**
- D. Severe facial injuries**
- E. Severe orthopaedic injuries**
- F. Co-morbid factors (e.g., age > 55 years, cardiac or respiratory disease, insulin-dependent diabetes, morbid obesity)**

ADULT BURN INJURY CENTERS

Johns Hopkins Bayview Medical Center
4940 Eastern Avenue, Baltimore, MD 21224
Hopkins Access Line (HAL):
410-955-9444
1-800-765-5447

MedStar Washington Hospital Center
110 Irving St, NW, Washington, DC 20010
MedStar Transport Center:
1-844-877-2424
202-877-7234

BURN INJURY

INTRODUCTION

The decision about where to transport a burned patient is based on location of the patient and location of available beds.

The **Johns Hopkins Burn Center for Adults** is located at **Johns Hopkins Bayview Medical Center** in eastern Baltimore City.

The **Adult Burn Center at MedStar Washington Hospital Center** in the District of Columbia also participates in the Maryland Specialty Referral System.

BURN CENTER REFERRAL CRITERIA

1. Partial thickness burns greater than 10% total body surface area (TBSA) in all adult age groups
2. Burns that involve the face, hands, feet, genitalia, perineum, or major joints
3. Third-degree (full thickness) burns of any size in all adult age groups
4. Electrical burns, including lightning injuries
5. Chemical burn injuries
6. Inhalation injuries
7. Burn injuries in patients with pre-existing medical conditions that may complicate management, prolong recovery, or affect mortality
8. Any patient with burns and coinciding trauma in which the burn injury poses the greatest risk of morbidity and mortality
9. Burned children in hospitals without qualified personnel or equipment to care for children (transport to a Pediatric Burn Center; see page 62)
10. Burned patients who require special social, emotional, or long-term burn rehabilitation

Note: Adult Burn Centers receive patients who have reached their 15th birthday. Pediatric Burn Centers receive patients who have NOT reached their 15th birthday (see page 64).

EYE TRAUMA CENTER

**The Wilmer Eye Institute at
The Johns Hopkins Hospital**
1800 Orleans Street, Baltimore, MD 21287
Hopkins Access Line (HAL): 410-955-9444
1-800-765-5447

EYE TRAUMA

INTRODUCTON

The Wilmer Eye Institute at the Johns Hopkins Hospital serves as an Eye Trauma Center for patients who have sustained ophthalmic trauma.

REFERRAL CONTACT

For patients who are suspected of having an eye/ophthalmic injury in the setting of multiple system trauma, call the Hopkins Access Line (HAL) and ask for the Pediatric or Adult Trauma Clinician On-call, who will evaluate the patient for acceptance and assist to facilitate the transfer of care to the Eye Trauma Center at the Johns Hopkins Hospital.

For pediatric or adult patients with an isolated eye/ophthalmic injury, call the HAL number and ask for the Ophthalmology Resident On-call, who will evaluate the patient for acceptance and assist to facilitate the transfer of care to the Eye Trauma Center at the Johns Hopkins Hospital.

If any question or concerns should arise during the referral process, please call the Hopkins Access Line at 410-955-9444 to contact the Medical Director.

NOTE: Patients are to be directed to either the Pediatric Emergency Department or the Adult Emergency Department unless otherwise told to access another care area.

INDICATIONS FOR EYE TRAUMA TRANSFER

1. Serious ophthalmic injury, including but not limited to:
 - A. Open globe (penetrating or rupture)
 - B. Chemical burns of the eye
 - C. Periorbital trauma
 - D. Intraocular foreign bodies (foreign material inside the eye, not on the surface)
2. Individualized consultations are available for any other eye injuries.
3. Patients with isolated eye injuries, who are medically stable; eye trauma patients with multi-system injury who require involvement of the adult or pediatric trauma teams to determine the appropriateness for transfer

NOTE: Patients with other significant trauma should be transported to the appropriate facility for stabilization before transfer to an Eye Trauma Center.

STABILIZATION PROCEDURES/PREPARATION FOR TRANSPORT

1. Protect eye with a rigid eye shield ONLY.
2. DO NOT remove impaled objects or attempt to clean the eye or eyelids. Stabilize penetrating objects in place.
3. Chemical injuries should receive continuous irrigation (if strong alkaline or acid, attempt to determine initial pH of the eye):
 - A. Water, sterile water, or normal saline
 - B. Send specimen of chemical with patient.
4. Keep patient NPO.

TRANSPORT PATIENT with:

1. Copy of medical record
 - A. Treatment rendered (including medications)
 - B. Laboratory and X-ray results if available
 - (1) Send copies of X-rays and CT scans, not reports, if obtained prior to transport.
 - (2) DO NOT delay transport awaiting results.
2. Eye shield
3. Specimens of chemical agent, if indicated

THIS PAGE IS INTENTIONALLY BLANK.

CENTER FOR HYPERBARIC AND DIVE MEDICINE

R Adams Cowley Shock Trauma Center
University of Maryland Medical Center
22 South Greene Street, Baltimore, MD 21201
Maryland Express Care: 410-328-1234
1-800-373-4111

HYPERBARIC TRANSFER GUIDELINES

DECOMPRESSION SICKNESS/AIR EMBOLUS GAS GANGRENE/SOFT TISSUE INFECTIONS SMOKE INHALATION/CARBON MONOXIDE POISONING

The Center for Hyperbaric Medicine at the R Adams Cowley Shock Trauma Center has the only multi-place chamber in the State of Maryland, accommodating up to 23 patients per dive. The hyperbaric chamber is staffed by a team of specially trained critical care nurses, physicians, and respiratory therapists enabling them to provide care to critically ill patients 24/7.

INDICATIONS FOR TRANSFER

- Suspected decompression sickness*
- Compromised/crush injury
- Diving Accidents*
- Suspected air embolus*
- Suspected gas gangrene/soft tissue infection (following consultation with Soft Tissue MD or designee)
- Central Retinal Artery Occlusion (CRAO)
- Other indications may be appropriately transferred after consultation with hyperbaric physician or designee

Presence of any one symptom in smoke inhalation/CO poisoning:

- Loss of consciousness
- Change in mental status (e.g., confusion, stupor, combativeness)
- Carboxyhemoglobin level of 25% or higher, measured transcutaneously or by blood levels
- Symptoms suggestive of cardiac ischemia (e.g., chest pain, ST segment changes)
- Pregnancy

** If air transport is chosen, helicopters must fly under 1,000 feet*

HAND AND UPPER EXTREMITY TRAUMA CENTER

MedStar Union Memorial Hospital
3333 North Calvert Street, Baltimore, MD 21218
Handline: 410-261-8100
1-855-540-HAND (4263)

HAND AND UPPER EXTREMITY TRAUMA

INTRODUCTION

The Curtis National Hand Center at MedStar Union Memorial Hospital in Baltimore serves as a specialty referral center for patients experiencing hand and upper extremity trauma.

INDICATIONS FOR REFERRAL TO A HAND CENTER

1. Fractures and dislocations of the hand, wrist, forearm, and elbow (open and closed, with or without neurovascular compromise)
2. Complex lacerations or tissue loss (with or without nerve or tendon involvement)
3. Amputations (complete or partial from mid-humerus distally)
4. Thermal injuries isolated to the hand and upper extremity (burns and frostbite)
5. High-pressure injection injuries
6. Selected infections (complex suppurative processes at and below the level of the carpus)
7. Compartment syndrome of the forearm and hand
8. Nerve and vessel injuries of the arm
9. Crush or degloving injuries and other trauma resulting in loss or perfusion or suspected nerve injury

CONTRAINDICATIONS FOR TRANSFER

1. Patients with major and/or multiple system trauma
2. Patients with unstable or abnormal vital signs
3. Lower extremity amputation; lower extremity amputations should be directed to Pediatric or Adult Trauma Center: Patient may exhibit injuries to skeletal or soft tissue components with complete or incomplete amputation of ankle/foot lower extremity, complicated nerve, vessel, or compartment syndrome. Toe amputation (partial or complete).

STABILIZATION PROCEDURES/PREPARATION FOR TRANSPORT

1. Total patient assessment
 - a. Assess for evidence of other trauma. (The Hand Trauma Center is not a multi-system trauma facility. It accepts only patients with isolated extremity trauma or extremity trauma with other minor injuries.) If the patient is stable, follow emergency care instructions below while consultation and preparation for transport are accomplished.
2. Emergency care
 - a. DO NOT wash, rinse, scrub, or apply antiseptic to extremity. Apply dry sterile dressing, wrap in Kling or Kerlix, apply pressure, elevate, and cool.
 - b. DO NOT wash, rinse, scrub, or apply antiseptic solution to the severed part
 - i. Wrap in dry sterile gauze or towel (depending on size). Package amputated extremity in sealed plastic bag and place ON TOP OF coolant bags or sealed bag of ice in a container (Styrofoam).
DO NOT FREEZE.
 - ii. THE AMPUTATED PART MUST NOT BE SUBMERGED IN ICE WATER. If the ice melts, replace it with another bag of ice.
 - c. For partial amputation:
 - i. Place severed part(s) in a functional position.
 - ii. Apply dry sterile dressing.
 - iii. Splint.
 - iv. Elevate extremity.
 - v. Apply coolant bags or ice bag to the outside of the dressing.
 - d. If possible, control bleeding with pressure. If tourniquet is necessary, place it close to the amputation site.
 - e. Consider appropriate pain medication.

TRANSPORT PATIENT WITH:

1. Copy of medical record including:
 - a. X-ray and laboratory results
DO NOT delay transport while awaiting results. X-rays and blood work can be obtained upon arrival to the Hand Center.
 - b. Documentation of medications given:
 - i. Tetanus prophylaxis
 - ii. Antibiotics
 - iii. Pain medications
2. Extremity and/or part:
 - a. Elevated and cooled
 - b. Splints, as necessary

THIS PAGE IS INTENTIONALLY BLANK.

NEUROTRAUMA CENTER

R Adams Cowley Shock Trauma Center
University of Maryland Medical Center
22 South Greene Street, Baltimore, MD 21201
Maryland Express Care: 410-328-1234
1-800-373-4111

NEUROTRAUMA TRANSFER GUIDELINES

Head and Spinal Injuries

INTRODUCTION

As the state's designated referral center for head and spinal injuries, the multidisciplinary team of clinical experts at the Neurotrauma Center at the R Adams Cowley Shock Trauma Center utilizes evidence-based treatment strategies to care for patients with traumatic brain injuries and spinal column and spinal cord injuries.

Those patients with severe brain injury receive a multisystem assessment with intracranial pressure and cerebral oxygenation parameters closely monitored so that factors that may cause secondary brain injury are rapidly recognized and treated, thus optimizing patient outcomes. Neurosurgeons are readily available to intervene if necessary and perform craniotomies for hematoma evacuation and gunshot wound debridement, elevation of depressed skull fractures, decompressive craniectomies, and cranioplasties. Surgical interventions for spinal column injuries include discectomies, laminectomies, arthrodesis, and open reduction internal fixations.

This section provides guidelines for the stabilization and transport of patients with head and spine injuries. Patients who are under 15 years of age should be transported to a pediatric trauma center.

INDICATIONS FOR HEAD INJURY TRANSFER

Presence of any one symptom below:

1. Patients with deterioration in level of consciousness
2. Patients with severe head injuries (Glasgow Coma Score \leq 8)
3. Patients with focal or lateralizing signs such as hemiparesis
4. Patients with penetrating cranial injury, including gunshot wounds or depressed skull fractures
5. Patients with cerebrospinal fluid leak: rhinorrhea or otorrhea
6. Seizures within 48 hours of trauma
7. Inability to perform immediate rapid neurosurgical pre-operative studies, intracranial monitoring, or neurosurgical operation that is or is likely to be necessary in management of the patient
8. Patients with moderate head injuries who may require other procedures or prolonged anesthesia (Glasgow Coma Scale scores of 9 to 12-13)

INDICATIONS FOR SPINE INJURY TRANSFER

Presence of any one symptom below:

1. Adult spinal cord injuries
2. Patients with suspected spinal injury whose level of consciousness is deteriorating
3. Patients with possible spinal fracture or dislocations that are unstable or need stability evaluation
4. Patients with neurological deficits
5. Patients with penetrating spinal injury, including gunshot or stab wounds
6. Patients with documented stable or unstable spinal column injuries with or without neurologic deficit
7. Inability to rapidly reduce fractures compressing the spinal cord by closed and/or surgical techniques

THIS PAGE IS INTENTIONALLY BLANK.

SPECIAL PATHOGEN/HIGHLY INFECTIOUS DISEASE ASSESSMENT AND TREATMENT NOTIFICATIONS

The potential transfer of a patient with a special pathogen should be coordinated with the assistance of the local health department and the Maryland Department of Health (MDH). When a patient with a special pathogen is identified, the first external point of contact should be the local health department. If unable to reach the local health department, notify MDH via one of the numbers below.

MARYLAND DEPARTMENT OF HEALTH
Infectious Disease Epidemiology and
Outbreak Response Bureau (IDORB)
201 W. Preston St, Baltimore, MD 21201
410-767-6700 (daytime)
410-795-7365 (after hours)

MARYLAND PRIMARY EBOLA/SPECIAL PATHOGEN TREATMENT HOSPITAL
Johns Hopkins Hospital
Biocontainment Unit
1800 Orleans Street, Baltimore, MD 21287

MARYLAND PRIMARY EBOLA/SPECIAL PATHOGEN TREATMENT HOSPITAL
University of Maryland Medical Center
22 S. Greene Street, Baltimore, MD 21201

MARYLAND PRIMARY EBOLA/SPECIAL PATHOGEN ASSESSMENT HOSPITALS

Anne Arundel Medical Center
2001 Medical Parkway
Annapolis, MD 21401

Frederick Health Hospital
400 West Seventh Street
Frederick, MD 21707

Holy Cross Hospital
1500 Forest Glen Rd.
Silver Spring, MD 20910

MedStar Southern Maryland Hospital Center
7503 Surratts Rd.
Clinton, MD 20735

TidalHealth Peninsula
Regional Medical Center
100 E. Carroll St.
Salisbury, MD 21801

SPECIAL PATHOGEN/HIGHLY INFECTIOUS DISEASE ASSESSMENT AND INTERHOSPITAL TRANSFER

The Maryland Department of Health (MDH) has developed a three-tier hospital system for patients with symptoms of highly infectious special pathogens*. These three tiers are frontline hospitals, assessment hospitals, and treatment centers.

Hospitals receiving a patient with symptoms of a special pathogen should do the following:

- **Identify the signs and symptoms**
- **Isolate the patient and utilize appropriate personal protective equipment**
- **Inform – notify your local health department (if unable to reach the local health department, contact the MDH epidemiologist on call at 410-767-6700 (during business hours) or 410-795-7365 after hours, weekends, and holidays).**

The local health department and MDH will assist with pathogen identification and with coordinating transfer to an appropriate destination if the patient requires an interhospital transfer. MDH will notify MIEMSS to coordinate the appropriate transport unit for the patient.

Below is a brief description of the three-tier hospital criteria and roles and responsibilities of each:

Frontline hospitals: All hospitals that are not Assessment or Treatment Hospitals are considered Frontline Hospitals. These facilities are expected to promptly identify and isolate a Patient Under Investigation (PUI) for a special pathogen and to promptly inform the health department. Frontline hospitals are expected to screen and isolate the patient and provide care for 12-24 hours until a special pathogen can be ruled out, or a patient transfer can be arranged. All frontline hospitals must have the capability to support EMS clinicians that transport a PUI to their facility including: an appropriate location for doffing of PPE, shower facilities for decontamination of EMS clinicians, an area to decontaminate transport vehicles, and acceptance of waste associated with the transport of PUIs.

Assessment hospitals: These hospitals are facilities that are prepared to receive and isolate PUIs and to care for the patient until a diagnosis of a special pathogen can be confirmed or ruled out, or until discharge or transfer is completed (if special pathogen diagnosis is confirmed). These hospitals must have the ability to coordinate Ebola Virus Disease (EVD) and other special pathogen testing and be able to provide appropriate care for up to 96 hours (i.e., have sufficient staff training, PPE, and isolation facilities appropriate for 4-5 days of patient care). All assessment hospitals must have the capability to support EMS transport personnel as listed under frontline hospitals.

Treatment Centers: These centers are hospitals which have been assessed by CDC for EVD and special pathogen readiness and are prepared to care for and manage a patient with confirmed EVD for the duration of the patient's illness. At minimum, these hospitals need sufficient staff, PPE, and isolation facilities appropriate for at least 7 days of patient care. All treatment centers must have the capability to support EMS transport personnel as listed above.

*Special pathogens include: emerging and/or highly infectious diseases such as Ebola, Lassa Fever, MERS, category A agents, BSL 4 pathogens, etc. When in doubt, contact your local health department for guidance **(if unable to reach the local health department, contact the MDH epidemiologist on call at 410-767-6700 (during business hours) or 410-795-7365 after hours, weekends, and holidays).**

THIS PAGE IS INTENTIONALLY BLANK.

STROKE GUIDELINES FOR TRANSFER

INTRODUCTION

Development of a state wide system for stroke care in Maryland includes four (4) levels of hospital care. Each designated hospital level of care is based on accessibility and availability of timely health care resources. The development of designated levels of care and inter-facility transfer guidelines will maximize quality of care, ensure patient safety and promote effective use of health care resources.

- (1) Level I – Comprehensive Stroke Center (CSC);
- (2) Level II – Thrombectomy-Capable Primary Stroke Center (TCPSC)
- (3) Level III – Primary Stroke Center (PSC); and
- (4) Level IV – Acute Stroke Ready Center (ASRC)

- I. Level I – Comprehensive Stroke Center:** Defined as a facility with immediate access 24 hours a day to the necessary personnel, infrastructure, equipment, expertise, and programs to rapidly diagnose and treat stroke patients who require a high intensity of medical and surgical care, specialized tests, or interventional therapies.

Timely Transfer of Patient’s to a Comprehensive Stroke Center:

Because of the potential for rapid clinical deterioration, patients who present with severe disease or who have the high likelihood of clinical deterioration should be considered for timely transfer to a CSC. The transfer process should be initiated as early as possible in the patient’s course. Remember, **“time is brain.”**

Refer to Stabilization and Preparation for Transport Section on page 4.

Circumstances to consider transfer to a Comprehensive Stroke Center:

- Non-traumatic Subarachnoid Hemorrhage
- Intracerebral Hemorrhage
- Hemispherical/Supratentorial: (> 30 ml or > 3 cm)
 - Cerebellar hemorrhage
 - Brain Stem hemorrhage
 - Intraventricular hemorrhage
 - Suspected underlying lesion by imaging (e.g. CTA reveals a possible AVM)
- s/p IV t-PA with Concerns
 - Potential for malignant cerebral edema
 - Potential need or benefit from intra-arterial recanalization interventions
 - Perceived higher risk for symptomatic intracranial hemorrhage (e.g., difficult to control hypertension; malignant hypertension)
- Consideration for Hemispherectomy
 - Age dependent (considered especially for age less than 60)
 - Baseline Modified Rankin of 0 or 1 or baseline independent in activities of daily living (ADLs)
 - Potential for malignant cerebral edema (e.g., high NIH stroke scale)
- Consideration for Endovascular Mechanical Thrombectomy (Interventional Neuroradiology)

Consultation with tertiary facility initiated as soon as possible

There is a goal time of 90 minutes from arrival of the patient at the PSC to departure to the CSC or PSC with EVT capability.

Goal from acceptance of the patient for transfer by the CSC or PSC with EVT capability to arrival at the CSC or PSC with EVT capability is 90 minutes.

- A. Thrombectomy for M1 and ICA occlusions are of proven benefit and recommended by guidelines. Patients should be considered candidates for neurointervention if imaging demonstrates a large artery occlusion and:
1. Less than 4.5 hours from time of onset (time last known to be at neurologic baseline)
 - NIH stroke score greater than or equal to 6;
 - ASPECTS score greater than or equal to 6; and
 - functionally independent at baseline.
 2. Greater than 4.5 hours up to 20 hours from time of onset (time last known to be at neurologic baseline) and can be received in the tertiary facility by 22 hours of last known well (LKW).
 - ASPECTS score 8-10 or core measurements < 30 ml from CT Perfusion or MRI;
 - NIH stroke score greater than or equal to 6; and
 - functionally independent at baseline.
- B. Other large artery occlusion patients can be considered **based on the above criteria**, however, is not a proven indication. However, it may be reasonable in certain select patients although the benefit is uncertain:
- Basilar Artery
 - M2
 - M3
 - PCA
 - ACA

Special Circumstances to consider transfer to a Comprehensive Stroke Center

- Pregnancy-associated stroke
- Pediatric stroke (under age 18) refer to a MIEMSS designated Pediatric Trauma Center
- Any circumstance for which there is a perceived need for higher level of care
- Young adult (18-45 years of age) with ischemic stroke
- Large cerebellar infarct and anticipation for surgical decompression
- History of Sickle Cell Anemia

II. Level II – Thrombectomy-Capable Primary Stroke Center: Defined as a facility with immediate 24 hour access to the necessary personnel, infrastructure, equipment, experts and programs to rapidly diagnose, treat and admit the acute stroke patient who require interventional therapies. Level II Thrombectomy-Capable Primary Stroke Centers are able to take referrals for some but not all conditions managed at a Comprehensive Stroke Center.

Timely Transfer of Patients to a Thrombectomy-Capable Primary Stroke Center:

Because of the potential for rapid clinical deterioration, patients who present with large vessel occlusions (LVO) should be considered for timely transfer to a TCPSC or CSC.

Refer to Stabilization and Preparation for Transport Section on page 36.

Circumstances to consider for a transfer to a Thrombectomy-Capable Primary Stroke Center

- Consideration for Endovascular Recanalization Treatment (ERT) – (Interventional Neuroradiology)

Consultation with tertiary facility initiated as soon as possible.

There is a goal time of 90 minutes from arrival of the patient at the PSC to departure to the TCPSC or CSC.

Goal from acceptance of the patient for transfer by the TCPSC or CSC to arrival at the TCPSC or CSC is 90 minutes.

A. Thrombectomy for M1 and ICA occlusions are of proven benefit and recommended by guidelines. Patients should be considered candidates for neurointervention if imaging demonstrates a large artery occlusion and:

1. Less than 4.5 hours from time of onset (time last known to be at neurologic baseline)
 - NIH stroke score greater than or equal to 6;
 - ASPECTS score greater than or equal to 6; and
 - Functionally independent at baseline.
2. Greater than 4.5 hours up to 20 hours from time of onset (time last known to be at neurologic baseline) and can be received in the tertiary facility by 22 hours of last known well (LKW).
 - ASPECTS score 8-10 or core measurements < 30 ml from CT Perfusion or MRI;
 - NIH stroke score greater than or equal to 6; and
 - Functionally independent at baseline.

B. Other large artery occlusion patients can be considered **based on the above criteria**, though it is not a proven indication. However, it may be reasonable in certain select patients, although the benefit is uncertain:

- Basilar Artery
- M2
- M3
- PCA
- ACA

III. Level III – Primary Stroke Center: Defined as a facility with the immediate availability of necessary personnel, infrastructure, equipment, expertise and programs to rapidly diagnose, treat and either admit the patient or transfer the acute stroke patient. Level III Primary Stroke Center’s may be able to take referrals for some but not all conditions managed at a Comprehensive Stroke Center (e.g., Subarachnoid Hemorrhage).

Circumstances to consider transfer to a Comprehensive Stroke Center or Thrombectomy-Capable Primary Stroke Center:

- Meeting circumstances as identified in §A of this guideline

Circumstances to consider keeping patient at a Primary Stroke Center:

- Intracerebral Hemorrhage
 - a. Small volume (less than 30 ml or < 3 cm)
 - b. No cerebellar / brain stem involvement
 - c. No intraventricular hemorrhage
 - d. An alert patient
 - e. No suspicion of an underlying lesion such as AVM / Aneurysm
- Patients not meeting circumstances as identified in §A under Comprehensive Center and Thrombectomy-Capable Primary Stroke Center
- Discussion of goals of care is recommended when making decisions to transfer to a Comprehensive Stroke Center or Thrombectomy-Capable Primary Stroke Center
 - Situations in which further interventions might be considered futile
 - Patients with advanced co-morbid disease
 - Patients with poor baseline level of independent function
 - Patients identified as DNR
- s/p IV t-PA without special concerns
- Unruptured and Asymptomatic Cerebral Aneurysm (consider outpatient clinic referral)

III. Level IV – Acute Stroke Ready Center: Defined as a facility with limited access to the necessary personnel, infrastructure, equipment, expertise, and programs to treat the acute stroke patient. The Acute Stroke Ready Center does possess the means to deliver emergent stroke therapies and transfer the acute stroke patient to a Primary Stroke Center, Thrombectomy-Capable Stroke Center or Comprehensive Stroke Center based on the patients immediate needs.

Circumstances to consider transfer to a Comprehensive Stroke Center or Thrombectomy-Capable Primary Stroke Center

- Meeting circumstances as identified in §A of this guideline

Circumstances to consider transfer to a Primary Stroke Center

- Limited or no cranial neurosurgery coverage for patients s/p IV t-PA or hemorrhage
- s/p IV t-PA
- Intracerebral hemorrhage
 - Small volume (less than 30 ml or < 3 cm)
 - An alert patient
 - No Midline shift

IV. Non-Stroke Centers:

Circumstances to consider transfer to a Comprehensive Stroke Center

- Meeting circumstances as identified in §A of this guideline

Circumstances to consider transfer to a Thrombectomy-Capable Primary Stroke Center

- Meeting the circumstances as identified in §A of this guideline

Circumstances to consider transfer to a Primary Stroke Center

- Limited or no cranial neurosurgery coverage
- Intracerebral Hemorrhage
 - Small volume (less than 30 ml or < 3 cm)
 - An alert patient
 - No midline shift
- s/p IV t-PA

STABILIZATION AND PREPARATION FOR TRANSPORT

1. Upon identification of a patient who may require transfer, immediately contact the potential receiving Primary Stroke Center, Thrombectomy- Capable Primary Stroke Center, or Comprehensive Stroke Center based on the above criteria. A list of centers and contact information is included on page 39 of this manual.

Once transfer is recommended, the consulting facility will reply to the sending facility, within 15 minutes, whether or not a bed will be available for transfer. If a bed is not available, the consulting facility will advise the sending facility to contact an alternative Comprehensive Stroke Center, Thrombectomy capable Primary Stroke Center or Primary Stroke Center.

2. The transferring physician is responsible for contacting the accepting hospital and securing an accepting physician at the receiving facility.
3. The accepting physician will determine the transfer location, e.g., directly to the unit, Interventional Radiology Lab, or the Emergency Department.

ARRANGING FOR TRANSPORTATION

When determining the mode of transport, the following factors should be considered:

1. How soon does the patient need to reach the referral center?

A complex stroke patient who might benefit from emergent neurosurgical or Interventional neuroradiology treatment should have the transfer completed within 90 minutes of acceptance of patient at the Comprehensive Stroke Center.

Transfer times for all other cases will be determined by the receiving center based on the patient's diagnosis and clinical status. The sending facility should inform the patient and family that the patient is being transferred for consideration for advanced treatment.

-
- However, upon arrival at the Comprehensive Stroke Center the patient will be re-evaluated.
 - The appropriateness of advanced treatment will be determined by the receiving center after re-evaluation.
 - Advanced treatment may include enrollment in a clinical trial as appropriate.
2. What are the weather/ground conditions that might inhibit air transport?
 3. What are the transport times for ground versus air transport from the referring institution?
 4. The transferring hospital physician should make an assessment as to whether the patient requires intubation for safe transport to the higher level of care.
 5. Should a patient's clinical status change (for better or worse) prior to departure from the hospital, it is imperative that the transferring physician inform the receiving physician of the change in clinical status.
 6. All reasonable efforts will be made to obtain a reliable cell phone number for the patient and for responsible family members.

The transportation decision should be made by the receiving physician in collaboration with the referring physician based on clinical judgment, with careful consideration given to the above questions. Please refer to the Transport Services section on page 13 for additional information on arranging transportation.

TRANSPORT PATIENT WITH:

- Copy of Medical Record including treatment rendered;
- Signed consent to transfer patient to receiving facility;
- Documentation of medications given; and
- X-ray, neuroimaging and laboratory results. Include a CD with any relevant imaging.

DO NOT DELAY TRANSPORT WHILE AWAITING RESULT

PRIMARY STROKE CENTERS

REGION I

UPMC Western Maryland
12500 Willowbrook Rd.
Cumberland, MD 21502

Stroke center neurologist on call: 240-964-7000

REGION II

Frederick Health Hospital
400 West Seventh Street
Frederick, MD 21701
Emergency Department:
240-566-3500

Meritus Medical Center
11116 Medical Campus Road
Hagerstown, MD 21742
Emergency Department:
301-790-8300

REGION III

Anne Arundel Medical Center
2001 Medical Parkway
Annapolis, MD 21401
Patient Access 443-481-6818
Administrative Coordinators:
443-481-5909

MedStar Harbor Hospital
3001 S. Hanover St.
Baltimore, MD 21225
Stroke Center neurologist on call:
410-350-3200

UM Baltimore Washington Medical Center
301 Hospital Dr.
Glen Burnie, MD 21061
Stroke center physician on call:
410-787-4000

UM Harford Memorial Hospital
501 S. Union Avenue
Havre de Grace, MD 21078
443-843-5500
Administrative Coordinator:
443-843-6176

Carroll Hospital Center
200 Memorial Ave.
Westminster, MD 21157
Emergency Department -
Stroke Physician:
410-871-6700

Howard County General Hospital - JHM
5755 Cedar Lane
Columbia, MD 21044
Emergency Department
Clinical Coordinator:
443-718-2100

MedStar Franklin Square Medical Center
9000 Franklin Square Dr.
Baltimore, MD 21237
On Call Neurologist:
443-777-4663 (Mon-Fri until 4:30 pm)
or 443-777-7000 (to have paged)

UM Midtown Campus
827 Linden Ave.
Baltimore, MD 21201
Neurologist on call:
410-225-8000

MedStar Good Samaritan Hospital
5601 Loch Raven Blvd.
Baltimore, MD 21239
Stroke center physician on call:
443-444-8000

Mercy Medical Center
301 St. Paul Place
Baltimore, MD 21202
Stroke center neurologist on call:
410-332-9000

Greater Baltimore Medical Center
6701 N. Charles St.
Baltimore, MD 21204
Stroke center neurologist on call:
443-849-4145

Northwest Hospital
5401 Old Court Road
Randallstown, MD 21133
Emergency Department
Charge Nurse:
410-496-8709

REGION III (Continued)

Sinai Hospital of Baltimore
2401 W. Belvedere Ave.
Baltimore, MD 21215
Contact LifeLink: 410-601-5465
and press #2 for transfer

St. Agnes Ascension Health
900 S. Caton Ave.
Baltimore, MD 21229
Stroke center neurologist on call:
667-234-600

UM St. Joseph Medical Center
7601 Osler Dr.
Towson, MD 21204
Main Hospital:
410-337-1000
Emergency Dept.:
410-337-1226

MedStar Union Memorial Hospital
201 E. University Parkway
Baltimore, MD 21218
Stroke center physician on call:
410-554-2000

UM Upper Chesapeake Medical Center
500 Upper Chesapeake Drive
Bel Air, MD 21014
Emergency Dept.:
443-643-2000
Administrative Coordinator:
443-643-4099

REGION IV

Atlantic General Hospital
9733 Healthway Dr.
Berlin, MD 21811
Stroke center physician on call:
410-641-1100

UM Shore Medical Center at Easton
219 S. Washington St.
Easton, MD 21601
Stroke center neurologist on call:
410-822-1000

**TidalHealth Peninsula Regional
Medical Center**
100 E. Carroll St.
Salisbury, MD 21801
Stroke center physician on call:
410-546-6400

ChristianaCare, Union Hospital
106 Bow St.
Elkton, MD 21921
**House Supervisor/
Clinical Placement:**
443-907-6136

REGION V

**Adventist HealthCare White Oak
Medical Center**
11890 Healing Way
Silver Spring, MD 20904
Emergency Department:
301-240-5070

CalvertHealth Medical Center
100 Hospital Rd.
Prince Frederick, MD 20678
Emergency Department:
410-535-8344

UM Charles Regional Medical Center
5 Garrett Ave.
La Plata, MD 20640
Emergency Department:
301-609-4160

Doctor's Community Hospital
8118 Good Luck Road
Lanham, MD 20706
Emergency Department:
301-552-8665

Holy Cross Germantown Hospital
19801 Observation Drive
Germantown, MD 20876
Emergency Department:
301-557-6500

Holy Cross Hospital
1500 Forest Glen Rd.
Silver Spring, MD 20910
301-754-7205
Emergency Department:
301-754-7500

MedStar Montgomery Medical Center
18101 Prince Philip Dr.
Olney, MD 20832
Emergency Svcs.: 301-774-8900
Nsg. Coordinator: 301-774-8767

MedStar Southern Maryland Hospital Center
7503 Surratts Rd.
Clinton, MD 20735
Admissions: 301-877-4290
ED: 301-877-4500

MedStar St. Mary's Hospital
25500 Point Lookout Rd.
Leonardtown, MD 20650
Emergency Department:
301-475-6110

**University of Maryland Capital
Region Medical Center**
901 Harry S. Truman Dr. N.
Largo, MD 20774
Emergency Department:
240-677-2000

**Adventist HealthCare Shady
Grove Medical Center**
9901 Medical Center Dr.
Rockville, MD 20850
Emergency Department:
240-826-6596

Suburban Hospital - JHM
8600 Old Georgetown Rd.
Bethesda, MD 20814
Stroke neurologist on call:
301-896-3100

COMPREHENSIVE STROKE CENTERS

REGION III

Johns Hopkins Bayview Medical Center

4940 Eastern Ave.

Baltimore, MD 21224

Urgent admissions and transfers:

410-955-9444

The Johns Hopkins Hospital

1800 Orleans St.

Baltimore, MD 21287

Hopkins Access Line:

410-955-9444

University of Maryland Medical Center

22 S. Greene St.

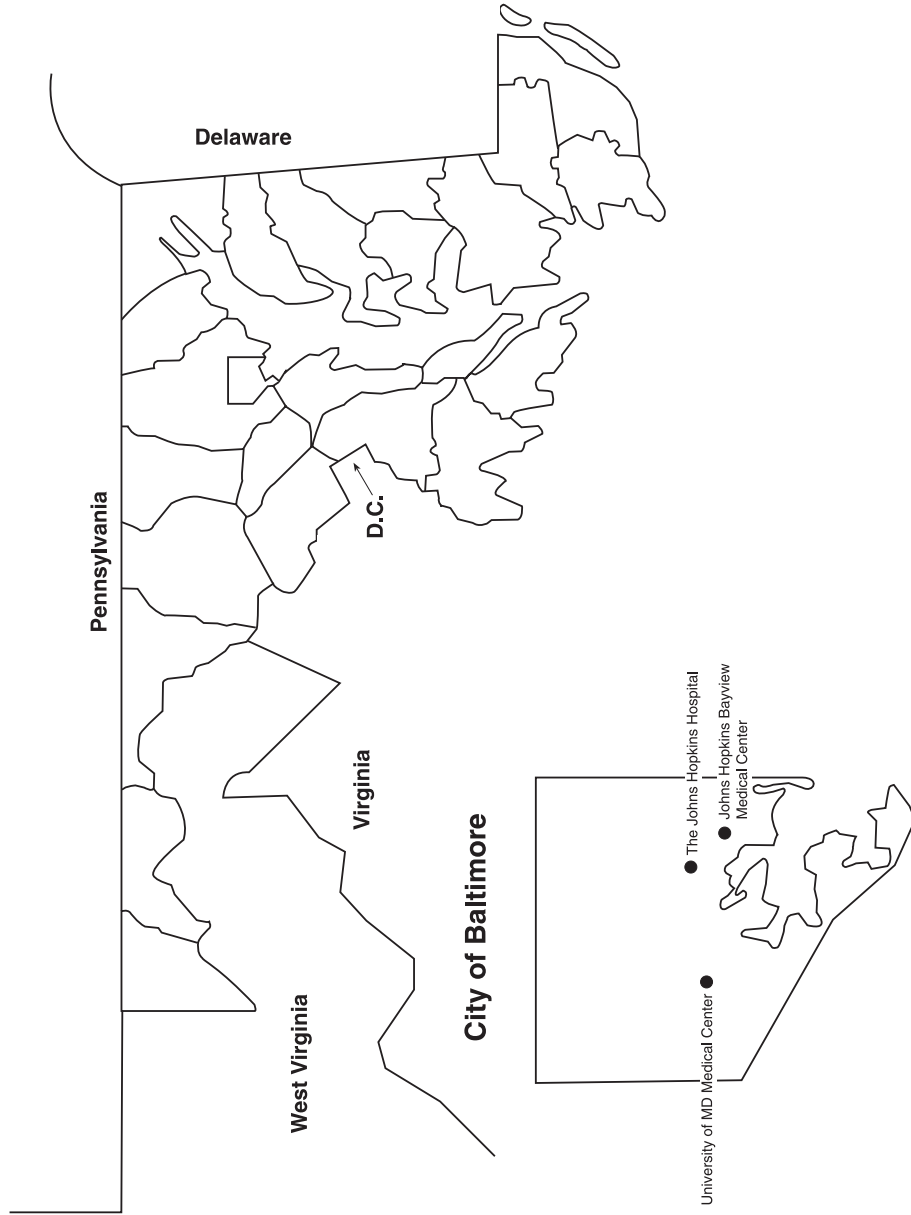
Baltimore, MD 21201

Maryland Express Care:

410-328-1234

1-800-737-4111

Comprehensive Stroke Centers



ENDOVASCULAR CAPABLE CENTERS IN MARYLAND*

Johns Hopkins Bayview Medical Center

4940 Eastern Ave.
Baltimore, MD. 21224
Contact: call the HAL Line 410-955-9444 or
Toll-free 1-800-765-5447 and ask for the Stroke Attending
Endovascular Availability: 24/7/365

The Johns Hopkins Hospital

1800 Orleans St.
Baltimore, MD 21287
Contact: call the HAL Line 410-955-9444 or Toll-free: 1-800-765-5447
Endovascular Availability: 24/7/365

Sinai Hospital of Baltimore

2401 West Belvedere Ave.
Baltimore, MD 21215
Contact: Lifelink 410-601-5465 and press #2 for stroke transfer
Endovascular Availability: 24/7/365

Suburban Hospital - JHM

8600 Old Georgetown Rd.
Bethesda, MD 20814
Contact: call the HAL Line 410-955-9444 or Toll-free: 1-800-765-5447
Endovascular Availability: 24/7/365

University of Maryland Medical Center

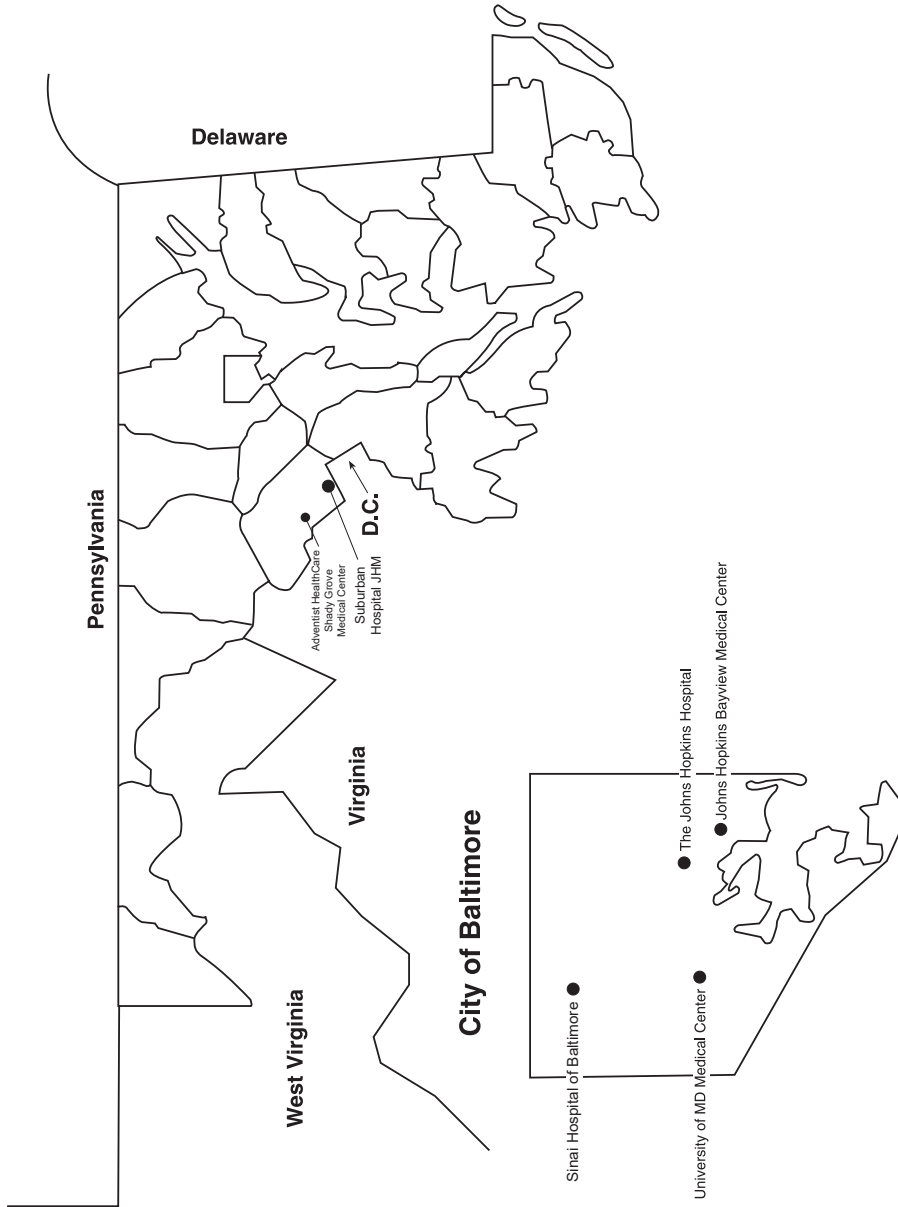
22 S. Greene St.
Baltimore, MD 21201
Contact: Maryland Express Care 410-328-1234
Endovascular Availability: 24/7/365

Adventist Health Care - Shady Grove Medical Center

9901 Medical Center Drive
Rockville, MD 20850
Contact: 240-826-7462
Endovascular Availability: 24/7/365

** Stroke Centers with Endovascular Capabilities are accredited by The Joint Commission as either a Comprehensive Stroke Center or Thrombectomy-Capable Primary Stroke Center and/or have submitted relevant data to MIEMSS and to the Get with the Guidelines® Thrombectomy Registry for more than the past 24 months.*

Endovascular Capable Centers



ACUTE ISCHEMIC STROKE GUIDELINES FOR POTENTIAL ENDOVASCULAR RECANALIZATION THERAPY (ERT)

OVERVIEW

- IV Alteplase (tPA) should be administered to acute ischemic stroke patients as soon as possible according to guidelines.
- Patients with a NIHSS score ≥ 8 should be considered for emergent endovascular recanalization therapy (ERT).
 - There is evidence-based data supporting the benefit and safety of ERT for anterior circulation (carotid artery territory) acute ischemic stroke.
- If a patient is a potential candidate for ERT, contact an endovascular capable facility immediately to discuss patient management.

ELIGIBILITY CRITERIA

- a) Age ≥ 18
 - a. Children with stroke symptoms who have not reached their 18th birthday shall be treated under the pediatric protocol. Consult with a local base station and a pediatric base station to arrange transport to a Maryland pediatric trauma center.
- b) Administer IV Alteplase per established guidelines as soon as possible—IV Alteplase should NOT be delayed for decisions about ERT (goal door to needle time is less than 60 minutes). IV Alteplase does NOT preclude ERT. IV Alteplase is the standard of care first-line treatment for patients within 4.5 hours of stroke onset.
- c) NIHSS score ≥ 8 or occlusion of large artery on vascular imaging such as CT Angiography or MRA.
- d) Non-contrast head CT without hemorrhage or hypodensity of greater than 1/3 of the MCA territory.
- e) Patients ineligible for IV Alteplase due to anticoagulant use or recent surgery can be considered for ERT on a case-by-case basis.
- f) Transfer procedures should be urgently initiated with a goal of patient arrival at the receiving facility within 6 hours from last seen well.
- g) Patients with basilar thrombosis/occlusion should be urgently considered if transfer can be initiated with a goal of patient arrival at the receiving facility within 12 hours from last seen well.

GENERAL COMMENTS

- a) Discussion of goals of care is recommended in the following cases:
 - I. Situations in which further interventions might be considered futile:
 - i. Patients with advanced co-morbidities.
 - ii. Patients with poor baseline level of independent function.
 - iii. Patients identified as DNR.
- b) Patients not meeting the Eligibility Criteria will be considered on a case-by-case basis. For instance:
 - I. Time is greater than 6 hours from last seen well.
 - II. Contraindication to IV Alteplase other than established above or potential contraindication to ERT.

COMMENTS ON TIMING AND TRANSFER STRATEGIES

- a) The decision about IV Alteplase should be independent of, and should not be delayed because of, decisions about ERT.
- b) Consent: Every attempt to identify family members to consent for transfer and advanced treatment should be made. The lack of an available person to provide consent should NOT preclude or delay discussion or transfer of a patient for ERT.
- c) If it is determined the patient is a candidate for transfer and evaluation for ERT then:
 - a. Contact with endovascular capable facility should be initiated as soon as possible without delaying administration of IV Alteplase.
 - b. Transfer should be initiated as soon as possible. There is no need to wait for the IV Alteplase infusion to be completed.
 - c. The sending facility should inform the patient and family that the patient is being transferred for consideration for advanced treatments, including ERT.
 - i. However, upon arrival at the endovascular-capable facility the patient will be re-evaluated to determine which management strategy is most appropriate.
 - ii. Advanced treatment may include enrollment in a clinical trial.

TRANSFER RECOMMENDATIONS

For potential ERT patients, to decrease transfer time:

- a) Once transfer is accepted, set target time of 15 minutes for patient to be ready for transport.
- b) Avoid intubation if the patient is maintaining an airway, and is expected to maintain the airway during transport.
- c) Unless vascular imaging can be obtained immediately, and not delay transfer, avoid further brain or vessel imaging prior to transfer.
 - a. If vascular imaging is obtained, do not delay transfer while waiting for a Radiologist interpretation. Send images on a CD with the patient to the endovascular capable facility.
 - b. If time allows, for radiographic contrast allergic patients consider IV administration of Solumedrol 100 mg and Benadryl 50 mg.
 - c. Do not delay transfer waiting for a discharge summary. Sending facility should fax discharge summary to accepting facility as soon as stat discharge summary is completed.
 - d. Patients with wake-up stroke and patients whose clinical status is not included in these guidelines will be considered on a case-by-case basis.

THIS PAGE IS INTENTIONALLY BLANK.

CARDIAC INTERVENTIONAL CENTERS

REGION I

UPMC Western Maryland
12500 Willowbrook Road
Cumberland, MD 21502
ED transfer line: 240-964-1010
Fax: 240-964-1270

REGION II

Frederick Health Hospital
400 W. 7th Street
Frederick, MD 21701
ED Charge RN: 240-566-3500
Fax: 240-566-3946

Meritus Medical Center
11116 Medical Campus Road
Hagerstown, MD 21742
Hospital Operator: 301-790-8000
Fax: 301-790-9437

REGION III

Anne Arundel Medical Center
2001 Medical Parkway
Annapolis, MD 21401
STEMI Line 443-481-1122
Fax: 443-481-1299

The Johns Hopkins Hospital
1800 Orleans Street
Baltimore, MD 21287
Hopkins Access Line: 410-955-9444
Fax: 1-877-884-8839

UM Baltimore Washington Medical Center
301 Hospital Dr.
Glen Burnie, MD 21061
ED: 410-787-4312
Cath Lab: 410-787-4214
Fax: 410-595-1961

Johns Hopkins Bayview Medical Center
4940 Eastern Ave.
Baltimore, MD 21224
Hopkins Access Line: 410-955-9444
Fax: 410-550-7679

Carroll Hospital Center
200 Memorial Avenue
Westminster, MD 21157
ED: 410-871-6700
ED Charge Nurse: 410-871-7686
Shift Coordinator: 410-871-6938
Fax: 410-871-7177

St. Agnes Hospital
900 S. Caton Avenue
Baltimore, MD 21229
Transfer Activation Line: 410-368-3480
Fax: 410-368-2009

MedStar Franklin Square Medical Center
9000 Franklin Square Drive
Rosedale, MD 21237
ED Charge Nurse 443-777-2712
Nursing Supervisor 443-777-2771
Fax: 443-777-7070

UM St. Joseph Medical Center
7601 Osler Drive
Towson, MD 21204
Cath Lab BAT line: 410-427-2170
Fax: 410-337-1118

Howard County General Hospital - JHM
5755 Cedar Lane
Columbia, MD 21044
Hopkins Access Line: 410-955-9444 Fax:
410-740-7551

Sinai Hospital of Baltimore
2401 W. Belvedere Ave.
Baltimore, MD 21215
Heart Line: 1-800-900-HART (4278)
Fax: 410-601-6478

REGION III (continued)

MedStar Union Memorial Hospital
201 E. University Parkway
Baltimore, MD 21218
Heartline 410-554-2332 or 1-888-529-0200
Fax: 410-554-6544

University of Maryland Medical Center
22 S. Greene Street (Adult ED located off of Lombard St.)
Baltimore, MD 21201
Maryland Express Care: 410-328-1234
Fax: 410-328-1717

UM Upper Chesapeake Medical Center
500 Upper Chesapeake Drive
Bel Air, MD 21014
Nursing Supervisor: 443-643-4099
ED Charge Nurse: 443-643-4042
Fax: 443-643-2019

REGION IV

Bayhealth Hospital
640 South State Street
Dover, DE 19901
House Supervisor 302-744-7791
Fax: 302-744-6595

Christiana Hospital
4755 Ogletown Stanton Road
Newark, DE 19718
Transfer Telephone:
302-733-1430 or 302-733-5555, Access Center
Fax: 302-733-2108

UM Shore Medical Center - Easton
219 South Washington St.
Easton, MD 21601
Single-Call Access:
410-822-1000 #5433 (LIFE)
Fax: 410-820-8874

TidalHealth Nanticoke
801 Middleford Road
Seaford, DE 19973
302-629-6611, press 0 for operator
Ask for cardiologist on call
Fax: 302-628-6320

**TidalHealth Peninsula
Regional Medical Center**
100 E. Carroll Street
Salisbury, MD 21801
*Peninsula Access Center Bed
Coordinators:*
410-543-4722
Fax: 410-912-5757

REGION V

**Adventist HealthCare White Oak
Medical Center**
11890 Healing Way
Silver Spring, MD 20904
Patient Access: 1-866-684-8460
Fax: 301-240-6211

Holy Cross Hospital
1500 Forest Glen Road
Silver Spring, MD 20910-1484
Direct STEMI Line: 240-638-0300
ED Charge Nurse: 240-635-0301
Fax: 301-754-7504

**University of Maryland
Capital Region Medical Center**
901 Harry S. Truman Dr. N.
Largo, MD 20774
One-Call: 240-677-1234
Main Hospital: 240-677-1000

Adventist HealthCare Shady Grove Medical Center
9901 Medical Center Drive
Rockville, MD 20850
ED charge nurse and/or ED physician:
240-826-6596
Fax: 240-826-5206

MedStar Southern Maryland Hospital Center
7503 Surratts Road
Clinton, MD 20735
ED Physician: 1-866-724-3188
Fax: 301-877-4668

Suburban Hospital - JHM
8600 Old Georgetown Road
Bethesda, MD 20814
“BEAT” Line: 301-896-2328
Fax: 301-896-7195

MedStar Washington Hospital Center
110 Irving Street, NW
Washington, DC 20010
MedStar Transfer Center: 1-800-824-6814
Fax: 202-877-7879

ST-ELEVATION MYOCARDIAL INFARCTION (STEMI) GUIDELINES FOR TRANSFER

INTRODUCTION

Time to reperfusion is one of the most important factors in the survival of STEMI patients. While thrombolytics may be beneficial if given within 30 minutes of ED arrival, there is a higher rate of complications than with primary percutaneous coronary intervention (pPCI), which is the treatment of choice if door to balloon times of less than 90 minutes can be achieved. Therefore, rapid identification and transfer of STEMI patients to Cardiac Interventional Centers where pPCI can be performed is critical to achieve optimal patient outcomes. When primary PCI is the treatment of choice, STEMI patients arriving at non-Cardiac Interventional Centers should be transferred out of the emergency department within 30 minutes of arrival.

INDICATIONS FOR TRANSFER

Documented or suspected STEMI.

STABILIZATION AND PREP FOR TRANSPORT:

1. Upon confirmation of a STEMI, immediately contact the receiving Cardiac Interventional Center. A list of centers and contact information starts on page 51 of this manual.
2. Notify commercial ground or air medical transport service that a STEMI patient needs to be transferred STAT. If a specialty care transport (SCT) unit and SCT paramedic or nurse is not available, a registered nurse or physician may need to accompany the patient to the Cardiac Interventional Center in an ALS-licensed unit depending on the condition of the patient and treatment that has been initiated at the transferring hospital. Please refer to the Transport Services section on page 4 for additional information on arranging transports.

INFORMATION FOR CALL TO CIC CARDIOLOGIST:

Obtain the following history from patient or EMS if possible:

- Time of acute symptom onset
- Duration of pain
- Age and DNR status
- History of prior MI/stent/CABG/renal failure?
- CPR, intubation, or multiple defibrillations en route to ED?
- Send fax confirming STEMI EKG to CIC (see pages 51-52 for fax numbers)

3. Obtain labs and portable CXR if time permits. **Do not delay transport to obtain.**

Consult with receiving CIC regarding administration of medications prior to transfer. Do not delay transport to administer medications unless otherwise advised to do so by the receiving CIC.

AVOID ALL IVs/DRIPS IF POSSIBLE, BUT DO NOT COMPROMISE PATIENT CARE. DRIPS COMPLICATE AND MAY DELAY TRANSPORT.

4. All transport documentation and paperwork should be completed STAT:

- Signed consent to transfer patient to other facility
- Signed release of medical records form
- Medical treatment and assessment forms and documentation
- Data sheet with the following times:
 - o Time symptoms started
 - o Time of first qualifying ECG (prehospital or ED)
 - o Time patient arrived in ED
 - o Time of first call to CIC
 - o Time of administration of medications, if given
 - o Time patient left sending hospital

TRANSPORT PATIENT WITH:

- Copy of Medical Record including treatment rendered (including medications) and lab and x-ray results if available
- Data Sheet
- Copy of EKG(s) obtained by EMS and/or ED documenting STEMI (fax in advance if possible)
- eMEDS®
- Prehospital Consultation/Interventions Radio Report Form

DO NOT DELAY TRANSPORT AWAITING LAB RESULTS OR OBTAINING TIMES. These may be faxed to the receiving CIC while patient is en route.

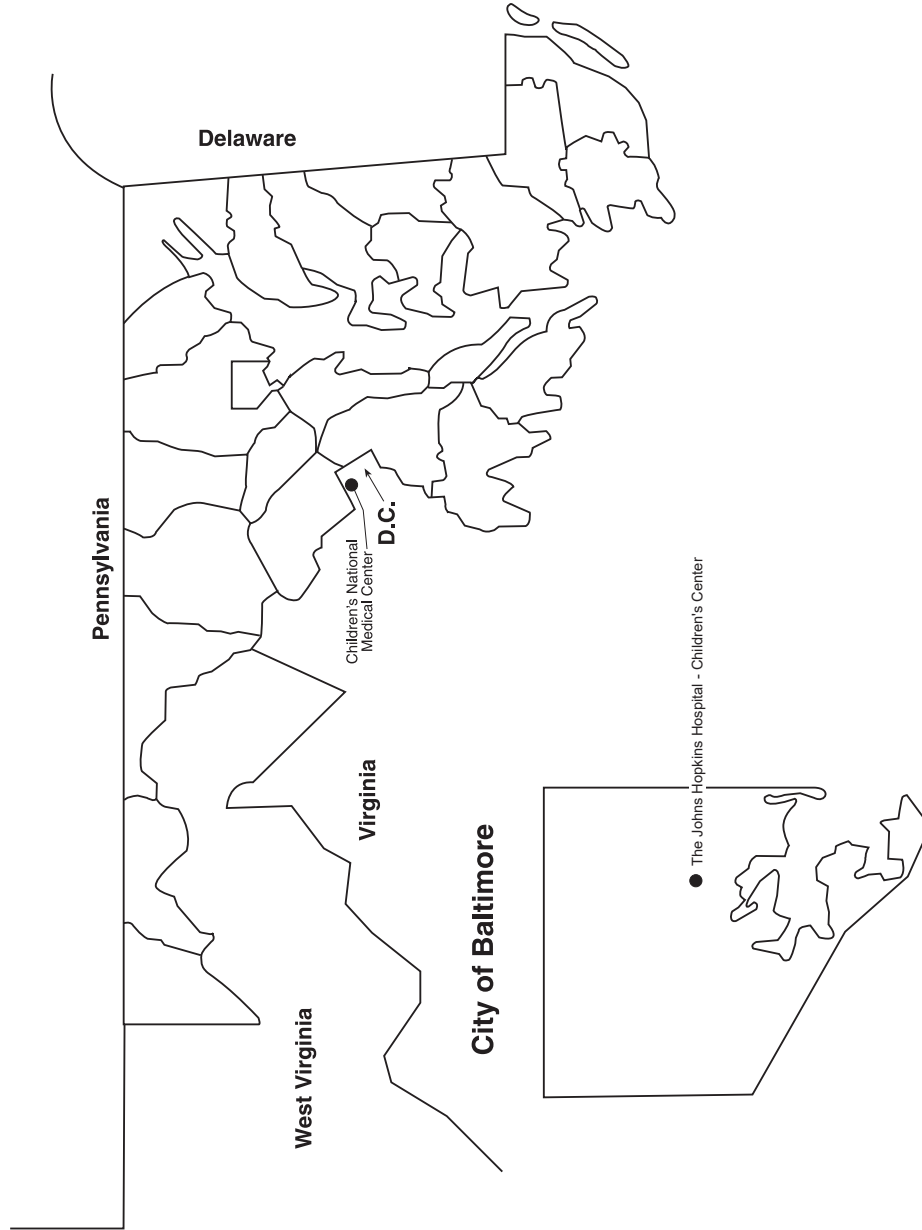
THIS PAGE IS INTENTIONALLY BLANK.

PEDIATRIC TRAUMA CENTERS

**The Johns Hopkins Hospital -
Children's Center**
1800 Orleans Street, Baltimore, MD 21287
HAL Line: 410-955-9444
Administrative Office: 410-614-1811

Children's National Medical Center
111 Michigan Avenue, NW, Washington, DC 20010
ECIC: 202-476-5433
ECIC: 1-800-884-5433
Administrative Office: 202-476-6698

Pediatric Trauma Centers



PEDIATRIC TRAUMA CENTERS' GUIDELINES

Children who have not reached their 15th birthday should be transferred to a pediatric trauma center. There are two Level 1 Pediatric Trauma Centers serving the state of Maryland caring for children who have not reached their 15th birthday. Both the Johns Hopkins Children's Center and Children's National Medical Center are designated by MIEMSS as Pediatric Base Stations, Pediatric Trauma Centers, and Pediatric Burn Centers with specially trained physicians, nurses, and other health professionals, as well as specially adapted equipment, to meet the needs and problems unique to children and their families.

The Johns Hopkins Children's Center, Baltimore, MD

ALS ground and air medical transport is available for children to be transferred to the hospital. The transport team is capable of performing invasive and noninvasive monitoring and is able to provide full ventilatory support for children. The **Hopkins Access Line (HAL)** provides telephone access to the pediatric transport team, pediatric critical care and emergency medicine physicians, pediatric trauma and burn service, and other subspecialty consultants. **To initiate a transport to the Johns Hopkins Children's Center, call the HAL at 410-955-9444.**

Children's National Medical Center, Washington, DC

ALS ground and air medical transport is available for children to be transferred to the hospital from other facilities. The transport team is capable of performing invasive and noninvasive monitoring and is able to provide full ventilatory support for children. The Emergency Communications Information Center (ECIC) allows for communications between hospitals and EMS agencies and access to the pediatric transport team, pediatric critical care and emergency medicine physicians, pediatric trauma and burn service, and other subspecialty consultants. To schedule a transport, call **1-800-884-5433** (pediatric transport team at the Children's National) and speak with the communication specialist who will connect you with an attending physician in the ED and trauma center.

It is recommended that you first attempt to contact the pediatric trauma center directly. If you are unable to contact the Johns Hopkins Children's Center through the HAL or the Children's National Medical Center through the ECIC, you may contact the EMRC at 1-800-492-3805 for assistance.

REASONS FOR TRANSFER TO A PEDIATRIC TRAUMA CENTER

1. Trauma - any of the following:
 - a. Multiple-system injury (two or more systems)
 - b. Blunt thoracic trauma
 - c. Blunt abdominal trauma
 - d. Penetrating wounds
 - (1) Head
 - (2) Chest
 - (3) Abdomen
 - (4) Extremity with neurovascular compromise
 - e. Cardiac or major vessel injury
 - f. Extremity injury
 - (1) Open fractures
 - (2) Major long bone fracture
 - (3) Neurovascular compromise
 - (4) Avulsion or amputation of upper or lower extremities
 - g. Massive maxillofacial trauma
 - h. Spinal injury with or without deficit
 - i. Estimated Injury Severity Score (ISS) greater than 13
 - j. Severe head injury
 - (1) Deteriorating Glasgow Coma Scale (GCS) regardless of score (9-15)
 - (2) GCS less than or equal to 8
 - (3) Depressed skull fracture or open head injury
 - (4) CSF leak—otorrhea or rhinorrhea
 - (5) Focal or lateralizing signs
 - (6) Intracranial hemorrhage
2. Burns - See list in Pediatric Burn Referral Center section on page 62.
3. Evidence of shock or respiratory compromise:
 - a. Hypotension
 - b. Hypoxia
 - c. Hypovolemia
 - d. Mottled, cold, pale extremities
 - e. Tachycardia
 - f. Thready pulse
 - g. Tachypnea
 - h. Decreased level of consciousness
 - i. Urine production less than 0.5 mL/kg/hr
 - j. Metabolic acidosis (pH less than 7.2)
4. Any seriously injured child who cannot be managed in the community hospital

GENERAL GUIDELINES FOR TRANSPORT OF CHILDREN

NOTES: These steps are guidelines in the assessment and stabilization of a pediatric trauma patient. Not all of these steps need to be accomplished prior to transfer of a patient to a trauma center. Call the pediatric trauma center for consultation/transfer as early as possible after considering that a patient may need care in a trauma center.

For Newborn transports - refer to the Neonatal Transport Section on page 69.

- Children should receive 100% oxygen during transport unless contraindicated by pre-existing condition.
- Children transported with an ETT will have both a gastric tube placed for decompression and exhaled CO₂ monitoring along with a chest X-ray.
- Secure all lines and tubes.
- Children meeting trauma criteria should be immobilized with a collar and backboard appropriate for size.
- Children should be transported with a secured and patent IV/IO.
- Children receiving intravenous medications must have the IV rate regulated by an infusion pump.
- Children should be kept NPO.
- Children should have a baseline glucose taken and recorded.
- Children should be kept warm with blankets and heat; document initial and regular temperatures with vital signs.
- Transport service must be notified of the transport of any child with a potentially infectious disease.

When possible, the pediatric transport teams will bring one adult family member with the child; siblings will not be transported. Safety of all occupants of both ambulance and helicopter transports will be the primary consideration. Driving directions to the receiving hospital should be provided to the family, along with contact phone numbers.

PEDIATRIC BURN CENTERS

The Johns Hopkins Hospital
1800 Orleans Street
Baltimore, MD 21287

410-955-9444 (HAL line for referrals)

***Administrative Office: 410-614-1811 for
Pediatric Trauma and Burn Offices***

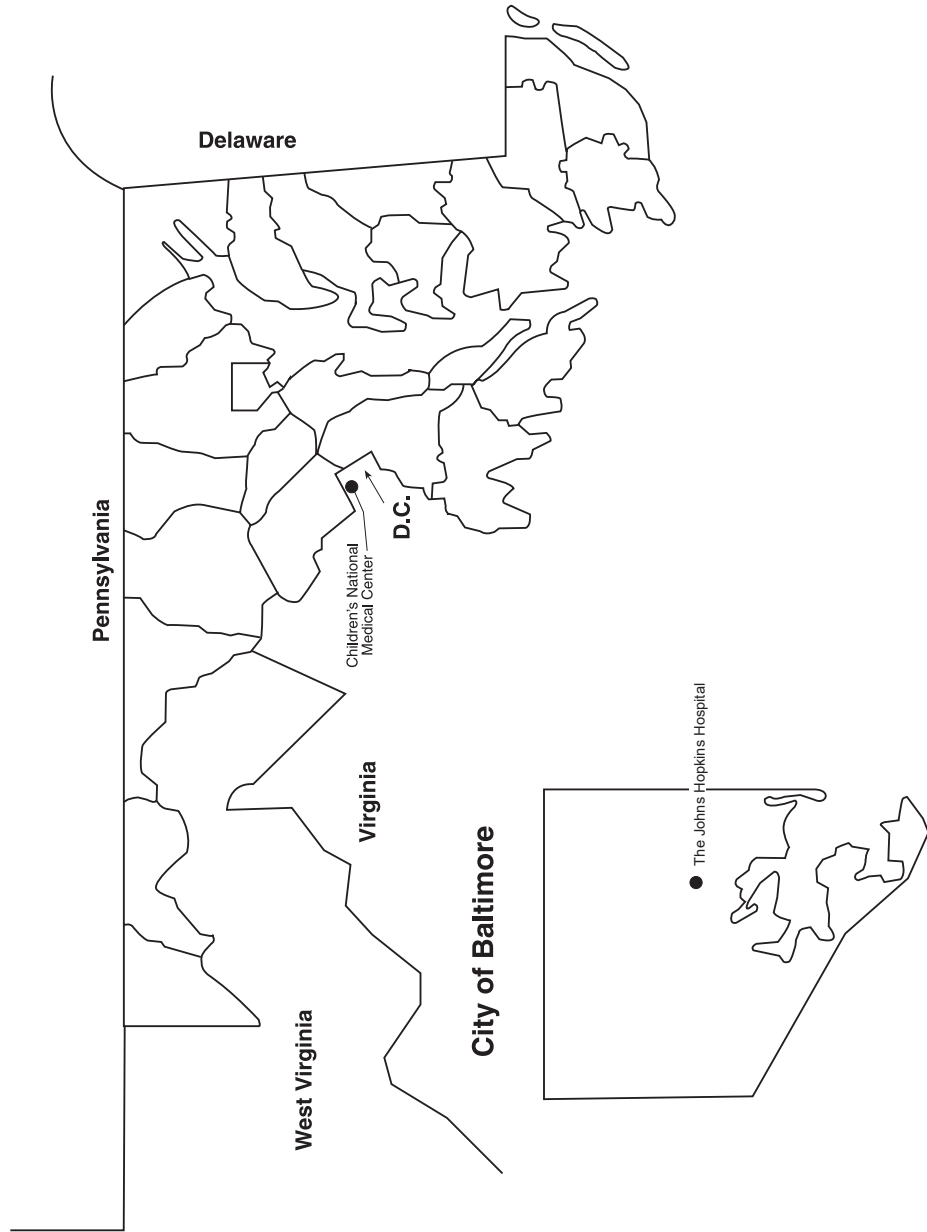
Pediatric Burn Center
Children's National Medical Center
111 Michigan Avenue, NW
Washington, DC 20010

202-476-5433 or 1-800-884-5433

(ECIC for referrals and Pediatric Transport Team)

***Administrative Office: 202-476-6698 for
Pediatric Trauma and Burn Offices***

Pediatric Burn Centers



INDICATIONS FOR TRANSFER TO A PEDIATRIC BURN CENTER

1. Partial thickness burns greater than 10% total body surface area (TBSA) in all age groups
2. Burns that involve the face, hands, feet, genitalia, perineum, or major joints
3. Full thickness burns in any age group (formerly referred to as third-degree burns)
4. Electrical burns, including lightning injury
5. Chemical burns
6. Burns complicated by smoke inhalation
7. Circumferential burns
8. The two Pediatric Burn Centers are also Pediatric Trauma Centers; burns complicated by trauma should be transferred to these two centers
9. Burns in patients with serious pre-existing medical conditions
10. Burns with concern regarding intentionality of injury (child victimization)

When necessary, the referring physician, in consultation with one of the Pediatric Burn Centers, may request a Pediatric Transport Team from the receiving center. Both Pediatric Burn Centers have dedicated Pediatric Transport Teams with ground and air capabilities.

MARYLAND PERINATAL REFERRAL CENTERS

University-Based Perinatal Referral Centers

The Johns Hopkins Hospital
1800 Orleans St
Baltimore, MD 21287

L&D: 410-955-5850 Fax: 410-614-7720
NICU: 410-955-5255 Fax: 410-614-8834
For Neonatal Transport: 1-888-540-6767

University of Maryland Medical Center
22 South Greene Street
Baltimore, MD 21201-1595

L&D: 410-328-1234 Fax: 410-328-8622
NICU: 410-328-6716 Fax: 410-328-5273
For Neonatal Transport: 1-888-540-6767

Maryland Perinatal Referral Centers

Anne Arundel Medical Center
2001 Medical Parkway
Annapolis, MD 21401-2777
L&D: 443-481-6989
Fax: 443-481-6954
NICU: 443-481-6962
Fax: 443-481-6954

MedStar Franklin Square
Medical Center
9000 Franklin Square Drive
Baltimore, MD 21237-3998
L&D: 443-777-8149
Fax: 443-777-7447
NICU: 443-777-7050 OR
443-777-2096
Fax: 443-777-8409
OB In-House Attending:
443-777-2074

For Maternal Transportation:
844-777-2424
Fax: 443-777-7447

Frederick Health Hospital
400 West Seventh Street
Frederick, MD 21701
L&D: 240-566-3533
Fax: 240-566-3979 NICU:
240-566-3582
Fax: 240-566-3247

Greater Baltimore Medical
Center
6701 North Charles Street
Towson, MD 21204-6892
L&D: 443-849-2577
Fax: 443-849-3026 NICU:
410-849-2591
Fax: 443-849-3025

Holy Cross Hospital
1500 Forest Glen Road
Silver Spring, MD 20910
L&D: 301-754-7591
Fax: 301-754-7594
NICU: 301-754-7600
Fax: 301-754-7604

Howard County General
Hospital - JHM
5755 Cedar Lane
Columbia, MD 21044-2999
L&D: 410-740-7845
Fax: 410-740-7614
NICU: 410-740-7555
Fax: 410-740-7513

Johns Hopkins Bayview
Medical Center
4940 Eastern Avenue
Baltimore, MD 21224-1505
L&D: 410-550-0328
Fax: 410-550-1098
NICU: 410-550-0395
Fax: 410-550-0439

Mercy Medical Center
301 St. Paul Place
Baltimore, MD 21202-2165
L&D: 410-332-9325
Fax: 410-234-2591
NICU: 410-332-9568
Fax: 410-528-5320

Adventist HealthCare
Shady Grove Medical Center
9901 Medical Center Drive
Rockville, MD 20850-3395
L&D: 240-826-6386
Fax: 240-826-6200
NICU: 240-826-7495
240-826-5372

Sinai Hospital of Baltimore
2401 W. Belvedere Avenue
Baltimore, MD 21215-5271
L&D: 410-601-5240
Fax: 410-601-6875
NICU: 410-601-6077
Fax: 410-601-5557
For Neonatal Transport:
410-601-5465 (LifeLink)

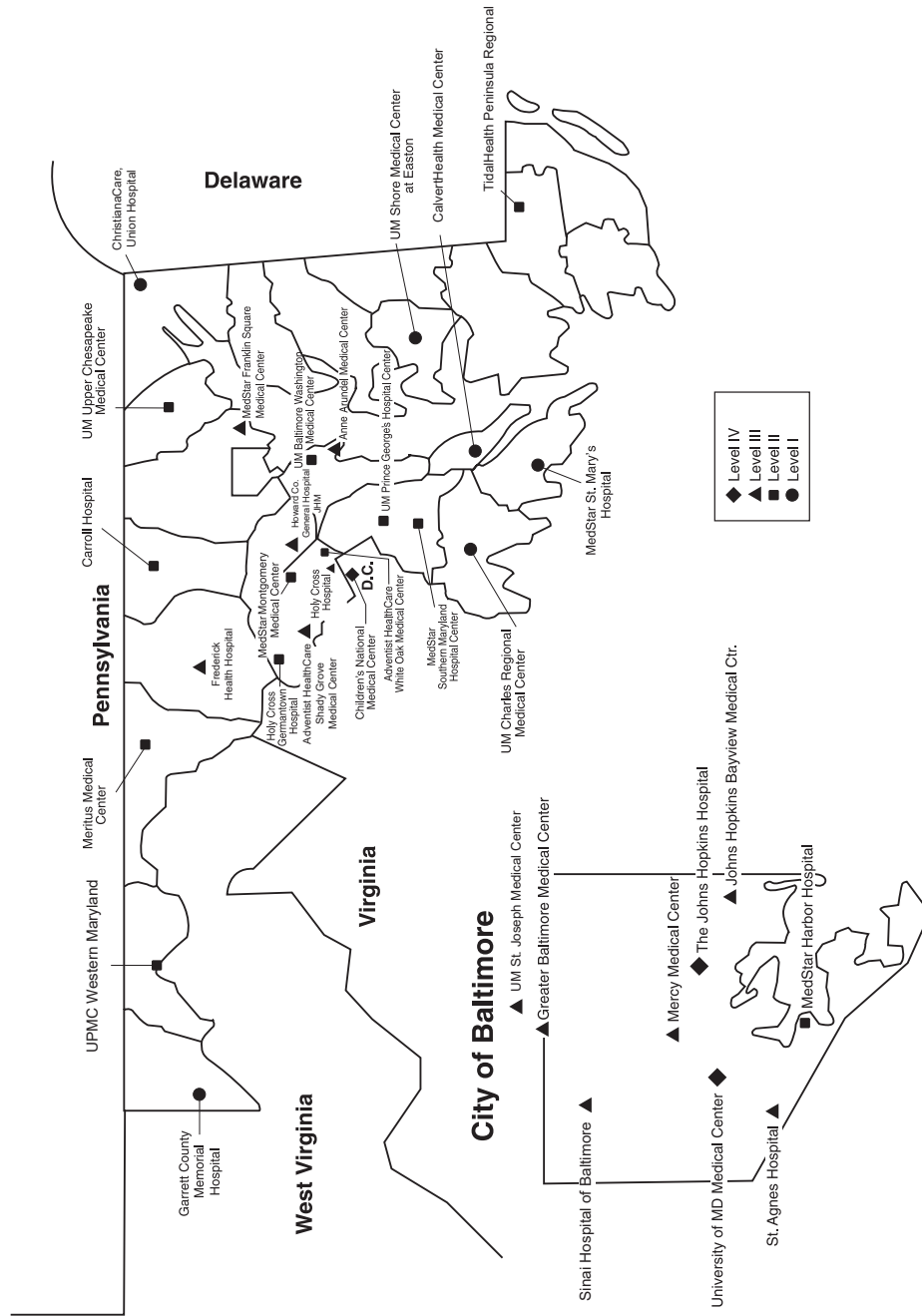
St. Agnes Hospital
900 Caton Avenue
Baltimore, MD 21229-5299
L&D: 667-234-2610
Fax: 667-234-3559
NICU: 667-234-2630
Fax: 667-234-3569

UM St. Joseph Medical Center
7601 Osler Drive
Towson, MD 21204-7582
L&D: 410-337-1178
Fax: 410-337-1009
NICU: 410-337-1150
Fax: 410-337-1844

Out-of-State Neonatal Referral Centers

Children's National Medical Center
111 Michigan Avenue, NW
Washington, DC 20010
202-476-5433
1- 800-884-5433

Maryland Perinatal Centers



PERINATAL REFERRAL: MATERNAL REFERRAL/CONSULTATION

INTRODUCTION

The value of neonatal transport in reducing neonatal morbidity and mortality rates has been well documented in the medical literature. Current evidence supports the theory of maternal transport as a significant factor in the reduction of neonatal mortality rates.

INDICATIONS FOR TRANSFER

1. Maternal status does not improve.
Examples:
 - Preterm labor
 - Premature rupture of membranes (PROM)
 - Hypertensive disorders
 - Second trimester incompetent cervix
 - Third trimester bleeding
2. Delivery will occur prior to 34 weeks of gestation.
Examples:
 - Preterm labor
 - PROM
3. Newborn facilities are inadequate to support the infant should delivery occur within 24 hours.
Examples:
 - Suspected or known fetal anomalies
 - Intrauterine growth retardation (IUGR)
4. The obstetrician or pediatrician feels that a mother, fetus, or newborn may require intensive care or special services available in the perinatal centers.
Examples:
 - Suspected or known fetal anomalies
 - IUGR
 - Pregnancies complicated by medical disorders, such as diabetes, cardiac disease, sickle cell disease, or thromboembolic disease

HOW TO INITIATE A TRANSFER

The referring physician should:

- Contact any one of the perinatal referral centers, or
- If unable to make contact with the perinatal referral center, you may call the EMRC to request a maternal transport and they will connect you with the institution of your choice.
Toll-free: 1-800-492-3805

ARRANGING FOR TRANSPORTATION

When determining the mode of transport, the following factors should be considered:

1. How soon does the patient need to reach the referral center?
2. What are the weather/ground conditions that might inhibit air transport?
3. What are the transport times for ground versus air transport from the referring institution?

The transportation decision should be made by the receiving physician in collaboration with the referring physician based on clinical judgment, with careful consideration given to the above questions.

For GROUND TRANSPORTATION, the referring hospital will arrange transportation through local or commercial ambulance services.

For AIR TRANSPORTATION IN MARYLAND, the receiving perinatal center will arrange air transport.

PERINATAL REFERRAL: NEONATAL REFERRAL/CONSULTATION

INTRODUCTION

There are 15 Maryland hospitals with Neonatal Intensive Care Units (NICU) that are capable of caring for critically ill newborns. These same 15 hospitals also care for high-risk mothers. Two of these are university-based hospitals capable of caring for all types of newborns, including those requiring cardiac and complex surgical procedures as well as medical intensive care. The other 13 Maryland hospitals provide medical intensive care and some may accept certain types of surgical patients. There are at several other hospitals out-of-state with NICUs that may accept neonatal patients from Maryland hospitals within their surrounding geographic areas.

All Perinatal Referral Centers meet Level III or IV standards in their respective Neonatal Intensive Care Unit as set by MIEMSS. The Maryland Regional Neonatal Transport Program (MRNTP) transfers to hospitals associated with the Johns Hopkins Hospital or University of Maryland Medical System. In addition, Holy Cross Hospital, Sinai, and Shady Grove Adventist have their own neonatal transport teams.

HOW TO INITIATE A TRANSFER

The referring physician should:

- Contact any one of the hospital or transport programs directly, or
- If unable to make contact with the perinatal referral center, you may call EMRC to request a neonatal transport and they will connect you with the institution of your choice.

Toll-free: 1-800-492-3805

When contacting the EMRC operator, be very clear that this is either a neonatal or maternal transport/consultation request so the call is appropriately handled.

NEONATAL TRANSPORT

1. Contact the desired Perinatal Referral Center to initiate the referral. Neonates with suspected cardiac or complex surgical problems should be referred to one of the university centers. Neonates with suspected surgical problems may also be referred to a perinatal referral center with surgical capabilities. The selection of the receiving Perinatal Referral Center must be in compliance with COMAR 30.08.12 (Guidelines for Levels of Perinatal Care).
2. The receiving Perinatal Referral Center, in consultation with the sending facility, will determine if ground or air transport is clinically most appropriate.

Ambulance Transports

- The receiving Perinatal Referral Center is responsible for arranging appropriate ambulance transport in a timely manner.
- This transport must be carried out by a Maryland Licensed Neonatal Commercial Ambulance Service and in compliance with COMAR 30.09 (Commercial Ambulance Regulations).

Neonatal Assessment Prior to Transport

1. Assess/address the following
 - a. Airway - positioning
 - b. Breathing - bag mask ventilation if necessary - place pulse ox and monitor
 - c. Circulation - pink, warm
 - d. Sugar - glucose >50
 - e. Temperature - 36.5-37.5 axillary
 - f. Airway - document respiratory rate (< 60) and heart rate (100-150 bpm) Pulse ox (92) every 15 minutes
 - g. Blood Pressure - is the baby pink, well perfused, voiding and stooling
 - h. Any risk factors for sepsis
 - i. Parental disposition
 - j. Treat any of the above parameters based on the S.T.A.B.L.E. guidelines

2. Placement

Gestational age and weight - based on the perinatal guidelines

 - a. Level I > 35 weeks
 - b. Level II ≥ 32 weeks gestation and ≥ 1500 grams
 - c. Level III & IV no gestational age or weight criterion

If born at a setting without Perinatal Services, needs to be taken to the closest appropriate facility with Peds/Perinatal Services. The Maryland Regional Neonatal Transport Program can be called to assist with the transport.

3. Items essential for transport
 - a. Maternal Care Records and Labor & Delivery medical record
 - b. Infant Care Records, nursery and Labor & Delivery records
 - c. Armband that matches the maternal armband
 - d. One tube each or cord blood and maternal blood, if available
 - e. Transport equipment as defined by COMAR 30.09.12.06 that is designed and developmentally appropriate for the age of the neonate.

Commercial Air Medical Transport (See page 7)

Maryland State Police Helicopter Transports

1. The attending pediatrician/neonatologist at the referring hospital should call the MRNTP at 1-888-540-6767 to request transport. The MRNTP transport nurse will contact the on-call neonatologist. In a three-way conversation, with the coordinating center monitoring and recording the call, the MRNTP nurse and neonatologist and the referring physician will determine whether air or ground transport is more appropriate.

2. The transport nurse will contact MSP to request a helicopter transport and to obtain an estimated time of arrival of the MSP helicopter at the MRNTP hospital to pick up the nurse and the air sled.

-
3. Approval for helicopter utilization will be made by the attending neonatologist on-call for the MRNTP based on the patient's need to get to a higher level of care in a time-critical manner. Patients must either have a need to receive a specific intervention quickly or be unstable, such that air transport is needed to minimize their out-of-hospital time:
 - a. Any disagreements regarding approval for the MSP helicopter utilization will be resolved via an immediate conference call between the requesting physician, the MRNTP neonatologist, and the State Aeromedical Director; and
 - b. Neonatal centers without helipads immediate accessible to the hospital (i.e., an intermediate ambulance transport is required) will be utilized only when no appropriate center with an accessible helipad is available.
 4. Once the MRNTP agrees to provide the neonatal transport nurse for the mission, online medical direction, including direction to the neonatal transport nurse, will be overseen by the MRNTP neonatologist until the patient arrives at the receiving Perinatal Referral Center.

TRANSPORT OF STABLE NEWBORNS FROM A PERINATAL CENTER TO A COMMUNITY OR CONVALESCENT HOSPITAL

The following refers to stable infants being transferred for convalescent care who do not need the same level of care during transport as newborns being transferred to a Perinatal Referral Center or those being transferred who still require intensive care.

1. These elective transports must be prearranged between the referring Perinatal Referral Center and the receiving hospitals.
2. Transports must be carried out by a licensed Neonatal Ambulance Service and in compliance with COMAR 30.09. Neonatal Commercial Ambulance Services may also transport stable infants; however, since these patients do not need the same level of care, they may also be transported in an Advanced Life Support (ALS) Commercial Ambulance or Specialty Care Transport (SCT).
3. When an ALS Commercial Ambulance is utilized for these transports, it must have:
 - a. One neonatal transport incubator powered by internal batteries as well as by alternating current power. The incubator must be secured with litter fasteners that meet the U.S. General Services Administration standard for ambulance litter fasteners and anchorages;
 - b. A registered nurse with a current Neonatal Resuscitation Program (NRP) certification from the American Academy of Pediatrics must accompany the infant.

THIS PAGE IS INTENTIONALLY BLANK.

EMTALA

THE EMERGENCY MEDICAL TREATMENT AND ACTIVE LABOR ACT

EMTALA - EXPLANATION OF REGULATIONS

The Emergency Medical Treatment and Active Labor Act (EMTALA) became effective in 1986 as a federal law as part of the Consolidated Omnibus Budget Reconciliation Act of 1985 (COBRA). The purpose of EMTALA is to ensure that hospitals that receive Medicare funding and maintain a “dedicated ED” assess and stabilize or transfer patients with an emergency medical condition without consideration of ability to pay. It is sometimes referred to as the “antidumping” law.

If an individual’s emergency medical condition has not been stabilized prior to transferring the individual to another hospital, the sending hospital must comply with certain EMTALA requirements in order to make an appropriate transfer.¹

At the outset, it is important to remember that duties imposed by EMTALA are in addition to traditional state law requirements that patients be transferred in accordance with the standard of medical care applicable in a given situation. State regulations regarding patient transfer between hospitals are set forth in COMAR 10.07.01.23. Furthermore, a patient must always be transferred under the conditions that a reasonably prudent physician of like skill and training would require.

The general principles of EMTALA, as of March 2019, are briefly outlined below. Legal counsel should be consulted and the full statutory and regulatory materials reviewed to understand how EMTALA might impact a particular situation at any given time.

WHAT HOSPITALS DOES EMTALA APPLY TO?

Under regulations promulgated in 2003, EMTALA applies to hospitals that have a “dedicated emergency department,” which is defined as “any department or facility of the hospital, regardless of whether it is located on or off the main hospital campus, that meets at least one of the following requirements:

- (1) It is licensed by the State in which it is located under applicable State law as an emergency room or ED;
- (2) It is held out to the public (by name, posted signs, advertising, or other means) as a place that provides care for emergency medical conditions on an urgent basis without requiring a previously scheduled appointment; or

¹ Appendix V, Interpretive Guidelines - Responsibilities of Medicare Participating Hospitals in Emergency Cases (Rev. 60, 07-16-10), Tag A-2409/C-2409, § 489.24 (e)(2)(i-iv). (Available online at http://www.cms.gov/Regulations-and-Guidance/Guidance/Manuals/downloads/som107ap_v_emerg.pdf.)

(3) During the calendar year immediately preceding the calendar year in which a determination under this section is being made, based on a representative sample of patient visits that occurred during that calendar year, it provides at least one-third of all of its outpatient visits for the treatment of emergency medical conditions on an urgent basis without requiring a previously scheduled appointment.²

WHERE DOES EMTALA APPLY?

EMTALA applies everywhere on “hospital property,” but regulations promulgated in 2003 make somewhat of a distinction between individuals presenting at a dedicated ED and individuals presenting elsewhere on hospital property.

Hospital property is defined as the physical area immediately adjacent to the main buildings as well as other areas within 250 yards of the main buildings and any other areas determined on an individual case basis by the Centers for Medicare and Medicaid Services (CMS) regional office. Hospital property includes the hospital’s parking lots, sidewalks, and driveways, plus certain facilities located off campus.³

Hospital property does not include “other areas or structures of the hospital’s main building that are not part of the hospital, such as physician offices, rural health centers, skilled nursing facilities, or other entities that participate separately under Medicare or restaurants, shops, or other nonmedical facilities.”⁴

WHEN DOES EMTALA APPLY?

The medical screening examination/stabilization requirements of EMTALA apply when an individual presents to a “dedicated ED” and requests examination or treatment for a **medical condition**.⁵

For individuals presenting on hospital property at locations other than the dedicated ED, EMTALA applies when the individual requests examination or treatment for an **emergency medical condition** (as opposed to requesting examination or treatment for a **medical condition**).⁶

A request for examination or treatment is considered to exist if a prudent layperson observer would believe, based on the individual’s appearance or behavior, that the individual needs examination or treatment for a medical condition (if in a dedicated ED) or needs emergency examination or treatment (if elsewhere on hospital property).⁷

2 42 CFR § 489.24(b)

3 Appendix V Interpretive Guidelines, *above n.1*, Tag 406, § 489.24 (a)(1)(i)

4 42 CFR § 489.24(b)

5 The statute speaks in terms of “comes to the emergency department.” 14 USC §1395dd (a). The regulations refine that concept. 42 CFR § 489.24(b) (definition of “comes to the emergency department”)

6 42 CFR § 489.24(b) (definition of “comes to the emergency department”)

7 *Ibid.*

In general, once an ambulance is on hospital property, EMTALA applies if the hospital is subject to EMTALA.⁸

However, EMS entry on hospital property with a patient to rendezvous with an air medical transport does not trigger EMTALA if the hospital is not the recipient hospital, unless a request is made by EMS personnel, the patient, or a legally responsible person acting on the individual's behalf for the examination or treatment of an emergency medical condition.⁹

EMTALA also applies when an individual is in a ground or air ambulance owned or operated by a hospital to which EMTALA applies even if the ambulance is not on hospital property unless the ambulance is operated under community-wide EMS protocols directing transport locations.¹⁰

EMTALA does not apply to patients who have begun to receive outpatient services as part of an encounter,¹¹ and EMTALA does not apply to an individual admitted as an inpatient. Inpatient means an individual who is admitted to a hospital (including the ED) for bed occupancy for purposes of receiving inpatient hospital services as described in 42 CFR § 409.10(a) with the expectation that he or she will remain at least overnight and occupy a bed even though the situation later develops that the individual can be discharged or transferred to another hospital and does not actually use a hospital bed overnight.¹²

Receiving hospitals are required to report violations of the EMTALA transfer provisions to CMS.¹³ Failure to do so is itself a violation of EMTALA.

SCREENING EXAMINATION

When EMTALA applies, the hospital must provide a screening examination to the individual who has presented. The examination must be within the hospital's capabilities and conducted by individuals determined qualified in the hospital's by-laws or rules and regulations and who meet the emergency services requirements of hospitals participating in Medicare.

"Depending on the individual's presenting symptoms, the ... [medical screening examination] represents a spectrum ranging from a simple process involving only a brief history and physical examination to a complex process that also involves performing ancillary studies and procedures such as (but not limited to) lumbar punctures, clinical laboratory tests, CT scans, and/or diagnostic tests and procedures."¹⁴ The medical screening examination is an ongoing process, not an isolated event.

"Triage is not equivalent to a medical screening examination. Triage merely determines the 'order' in which patients will be seen, not the presence or absence of an emergency medical condition."¹⁵

⁸ *Ibid.*

⁹ Appendix V Interpretive Guidelines, *above n.1*, Tag A-2406/C-2411, § 489.24 (a)(1)(i)

¹⁰ 42 CFR § 489.24(b).

¹¹ *Encounter means a direct personal contact between a patient and a physician, or other person who is authorized by State licensure law and, if applicable, by hospital or ... [Critical Access Hospital] staff bylaws, to order or furnish hospital services for diagnosis or treatment of the patient.* 42 CFR 410.2; *Torretti v. Main Line Hosps., Inc.*, 580 F.3d 168, 174-176 (3d Cir. 2009)

¹² 42 CFR § 489.24

¹³ 42 CFR § 489.20(m)

¹⁴ Appendix V Interpretive Guidelines, *above n.1*, Tag A-2406/C-2406, § 489.24 (a)(1)(i).

¹⁵ *Ibid.*

ABILITY TO PAY MUST NOT INTERFERE

At no time should any effort be made to determine the patient's ability to pay for or cover by insurance the costs of the EMTALA requirements. CMS and the Office of Inspector General advise that the hospital should employ properly trained staff members to respond to patient inquiries about costs in an effort to make certain the patient realizes the extent to which EMTALA procedures are available without cost.¹⁶

However, "It is not impermissible under EMTALA for a hospital to follow normal registration procedures for individuals who come to the ED. For example, a hospital may ask the individual for an insurance card, so long as doing so does not delay the medical screening examination. In addition, the hospital may seek other information (not payment) from the individual's health plan about the individual such as medical history. And, in the case of an individual with an emergency medical condition, once the hospital has conducted the medical screening examination and has initiated stabilizing treatment, it may seek authorization for all services from the plan, again, as long as doing so does not delay the implementation of the required ... [medical screening examination] and stabilizing treatment. A hospital that is not in a managed care plan's network of designated clinicians cannot refuse to screen and treat (or appropriately transfer, if the medical benefits of the transfer outweigh the risks or if the individual requests the transfer) individuals who are enrolled in the plan who come to the hospital if that hospital participates in the Medicare program."¹⁷

EMTALA STABILIZATION REQUIREMENT

If it is determined that an emergency medical condition exists, either by means of a screening examination or otherwise, the hospital must either provide treatment within the capabilities of the staff and facilities available at the hospital to stabilize the condition or transfer the patient to another medical facility which can and has agreed to provide appropriate care.

If a patient refuses treatment or transfer, EMTALA provides specific requirements for documenting the circumstances of a refusal and the fact that the patient was properly informed of the risks and benefits. Samples of such documentation follow.¹⁸ Before any forms are implemented, the proposed procedure for using such forms should be reviewed with counsel to ensure appropriateness in a given situation.

¹⁶ 64 Fed. Reg. 217 at 61358 (1999)

¹⁷ Appendix V Interpretive Guidelines, above n.1, Tag A-2406/C-2406, § 489.24 (a)(1)(i)

¹⁸ See sample forms on pages 75-77.

EMTALA PRECONDITIONS FOR A PATIENT TRANSFER

In general, if a hospital is aware that a patient is experiencing an emergency medical condition, the patient cannot be transferred until:

- A. The emergency medical condition has been stabilized as required under EMTALA; or
- B. The following conditions are met:
 - (1) The transfer is requested in writing by the patient¹⁹ or a legally responsible person acting on the patient's behalf after being informed of the hospital's obligations under EMTALA. The request must state the reasons for the request and indicate that the person making the request is aware of the risks and benefits of the transfer; and
 - (2) A physician has signed a certification²⁰ that, based upon the information available at the time of the transfer, the medical benefits reasonably expected from the provision of appropriate medical treatment at another medical facility outweigh the increased risks to the individual or, in the case of a woman in labor, to the woman or the unborn child, from being transferred. The certification must contain a summary of the risks and benefits upon which it is based; or, if a physician is not physically present in the emergency department at the time an individual is transferred, a qualified medical person (as determined by the hospital in its by-laws or rules and regulations) has signed the certification after consultation with a physician who agrees with the certification and countersigns the certification, which contains a summary of the risks and benefits upon which it is based.

EMTALA REQUIREMENTS FOR A PROPER PATIENT TRANSFER TO ANOTHER MEDICAL FACILITY

- EMTALA requires that transfer of a patient who is not stabilized meets four requirements²¹:
1. The sending hospital must provide medical treatment within its capacity that minimizes the risks to the individual's health and, in the case of a woman in labor, the health of the unborn child;
 2. The receiving facility must have available space and qualified personnel for the treatment of the individual and must have agreed to accept transfer of the individual and to provide appropriate medical treatment;
 3. The sending hospital must send to the receiving facility all medical records (or copies) related to the emergency condition available at the time of transfer, including:
 - Available history;
 - Records related to the individual's emergency condition;
 - Observations of signs or symptoms;
 - Preliminary diagnosis;
 - Results of diagnostic studies or telephone reports of the studies;
 - Treatment provided;
 - Results of any tests;
 - The informed written consent or certification (or a copy) required for the transfer; and
 - Name and address of any on-call physician who has refused or failed to appear within a reasonable time to provide necessary stabilizing treatment.

¹⁹ See sample form on page 76.

²⁰ See sample form on page 77.

²¹ Appendix V Interpretive Guidelines, *above n.1*, Tag A-2409/C-2409, § 489.24(e)(2)(i-iv).

Other records, such as test results not yet available or historical records not readily available from the hospital's files, must be sent as soon as practicable after transfer; and

4. The transfer must be effected through qualified personnel and transportation equipment, as required, including the use of necessary and medically appropriate life support measures during the transfer.

Under EMTALA, EMS clinicians may not always be qualified to provide the level of care for certain patients being transferred. A patient's condition may make the presence of a physician or some other specialist mandatory. **Under current CMS guidelines, the physician at the sending hospital (not at the receiving hospital)²² has responsibility to determine the appropriate mode, equipment, and attendants for transfer.**

A Medicare-participating hospital that has specialized capabilities or facilities (including burn units, shock-trauma units, and neonatal intensive care units) may not refuse to accept from a referring hospital an appropriate transfer of an individual who requires such specialized capabilities or facilities if the receiving hospital has the capacity to treat the individual. This requirement applies regardless of whether the hospital has a dedicated emergency department.²³

Between 2008 and 2012, the CMS explored requiring a hospital with specialized capabilities to continue to have EMTALA obligations despite the fact that a patient had been admitted to another hospital. On February 2, 2012, CMS published notice that it would not change the EMTALA responsibilities of a hospital with specialized capacities, and that the EMTALA obligations of a hospital with specialized capabilities would cease with respect to a patient when the patient is admitted to another hospital.²⁴

²² Appendix V Interpretive Guidelines, *above n.1*, Tag 409 §489.24(e)(2)(iv)

²³ 42 CFR § 24(f)

²⁴ 77 FR 5217

ENFORCEMENT

EMTALA is enforced by CMS and by the Department of Health and Human Services' Office of the Inspector General.

Investigations are based on complaints, and the limitations period is two years after the date of the violation with respect to which the action is brought.

Possible penalties for violations are:

Termination of a hospital's Medicare clinician agreement;

A maximum civil money penalty for a hospital or responsible physician

- (a) Hospital less than 100 beds - \$52,484
- (b) Hospital more than 100 beds - \$106,965

The exclusion of a physician from Medicare and Medicaid programs;

Civil suit by a patient for damages; and

A suit by a receiving facility that suffered loss because of another hospital's violation of EMTALA.

Sample Form. Review with counsel before using.
Refusal of Examination, Treatment, or Transfer

I understand that [insert name of hospital] (Hospital) must provide me a medical screening examination to determine whether I have an emergency medical condition, and if I do, to either stabilize the condition or transfer me in an appropriate manner to another facility.

I further understand that the medical screening and stabilization or transfer in connection with an emergency condition must be performed by Hospital without regard for whether I am able to pay or whether I have insurance that will pay part or all of the costs of the examination, treatment, or transfer.

Hospital proposes to perform the following examination, treatment, or transfer:

Hospital has informed me of the following risks and benefits of this proposed examination, treatment, or transfer:

I refuse the examination, treatment, or transfer set forth above for the following reasons:

I understand my refusal is against medical advice and that my refusal may result in serious harm to me, including death.

Date: _____
Patient Signature: _____
Patient Printed Name: _____
Date of Birth: _____
Address: _____

Witness signature: _____
Witness printed name: _____
Witness address: _____

Sample Form. Review with counsel before using.
Patient Request for Transfer

I understand that [insert name of hospital] (Hospital) must provide me a medical screening examination to determine whether I have an emergency medical condition, and if I do, to either stabilize the condition or transfer me in an appropriate manner to another facility.

I further understand that the medical screening and stabilization or transfer in connection with an emergency condition must be performed by Hospital without regard for whether I am able to pay or whether I have insurance that will pay part or all of the costs of the examination, treatment, and/or transfer.

I understand these obligations of Hospital, and I request a transfer to:

The reasons for my request for a transfer are:

Hospital has informed me that the transfer that I request exposes me to the following risks:

Date: _____
Patient Signature: _____
Patient Printed Name: _____
Date of Birth: _____
Address: _____

Witness signature: _____
Witness printed name: _____
Witness address: _____

Sample Form. Review with counsel before using.

Certification of Transfer

Patient Name: _____

It is hereby certified that, based upon the information available at the time of transfer, the medical benefits to this patient reasonably expected from the provision of appropriate medical treatment at another medical facility outweigh the increased risks to the individual, and, in the case of labor, to the unborn child, from being transferred.

This certification is based on the following risks and benefits.

Risks:

Benefits:

Name of Certifying Physician: * _____

Signature of Certifying Physician: _____

Date: _____

*If a physician is not physically present in the emergency department at the time of transfer, a qualified medical person (as determined by the hospital in its by-laws or rules and regulations) must consult with a physician and sign the certification below. The physician must subsequently countersign above:

Name of qualified medical person: _____

Signature of qualified medical person: _____

Name of physician consulted: _____

At (time) _____ on (date) _____

TRANSPORT OF STABLE PATIENTS FROM A TRAUMA/BURN OR SPECIALTY CENTER TO A COMMUNITY HOSPITAL OR REHABILITATION/LONG-TERM CARE FACILITY

The following refers to stable patients (pediatric and adult) being transferred for specialty or convalescent care who do not need to stay at the tertiary care centers and have non-emergent transport care needs. Examples include: back transfer to referring hospital closer to home, transfer to out-of-state hospital closer to patient's home, rehabilitation or long-term care, another acute care facility for consultation, or a psychiatric facility.

1. These elective transports must be prearranged between the referring Specialty Care Referral Center and the receiving hospital.
2. Transports must be carried out by a currently licensed Basic or Advanced Life Support Commercial Ambulance (see COMAR 30.09).
3. When a BLS or ALS Commercial Ambulance is utilized for these transports, it must have:
 - Stretcher that can be secured in accordance with the U.S. General Services Administration standard for ambulance AND the appropriate child restraint or five-point adult stretcher straps appropriate for the patient's height and weight;
 - Method to secure a family member in an appropriate seat belt if accompanying the patient;
 - Method to secure patient care equipment and personal items;
 - Equipment required by SOCALR licensure;
 - Additional equipment required for the specific needs of the patient being transferred.
4. The transferring attending physician will contact the attending physician at the receiving hospital to determine if the back transfer or transfer for additional care is appropriate based upon the patient's condition and will determine the composition of the transport team needed in transport. (Refer to INTERHOSPITAL TRANSFER CHECKLIST on pages 86-87 as a guideline.)
5. On the day of transfer, verbal patient care report will be given nurse to nurse from the sending facility to the receiving facility, providing updated information in addition to the written discharge summaries in the transfer records.

-
6. The sending and receiving facility discharge planners, case manager, and/or social workers will provide for the continuity of care to include:
 - a) Verify availability of patient care bed at the appropriate level of care
 - b) Time and date of transfer
 - c) Arrange for appropriate transport via a licensed Maryland BLS or ALS ambulance
 - d) Verify consent for transfer by the patient, parent, or guardian
 - e) Patient belongings to be transported by family and those needed in ambulance transport

 7. Transfer summary of the patient's care and copies of pertinent part of the patient's chart to include but not limited to:
 - Physician orders for care during transfer
 - Primary family member and contact information (e.g., parents, guardian, spouse, significant other, legal guardian)
 - Medical history and history from acute admission
 - Patient primary care clinician prior to the acute admission, if known
 - Physician and Nursing discharge summaries
 - Discharge teaching provided to the patient and family
 - Results from most recent laboratory studies and diagnostic studies
 - Results from most recent radiology studies
 - Rehabilitation, PT, OT, speech progress notes, and plan of care

Sample Form. Review with counsel before using.
INTERHOSPITAL TRANSFER CHECKLIST

The reason for transfer: higher level of care for specialty care patient request directed by payor other (please specify) _____

Attending physician written order for transfer on chart yes no

Reason for transfer has been discussed with patient and/or family yes no

Consent for transfer has been signed by patient and/or responsible family member
 yes no

Medical screening exam provided by: _____

Attending physician has contacted receiving physician yes no

Name of accepting physician: _____
Contact phone numbers: _____

Name of receiving hospital: _____

Report Given MD to MD: time _____ Names: _____
RN to RN: time _____ Names: _____

Mode of transport:

- Specialty Care Ambulance
- Neonatal Care Ambulance
- Advanced Life Support Ambulance
- Basic Life Support Ambulance
- Ground Ambulance
- Air Medical Transport
- Other

Mode of transport: ambulance air medical transport private car

Level of care needed during transport BLS ALS RN MD
Other: (please specify) _____

Equipment needed for support of patient during transport is available on transport unit.
 yes no

Medications and IV fluids needed during transport are with patient. yes no

Patient's airway and ventilation is being controlled with _____

The following copies of the medical records related to the patient's emergency condition are being provided to the receiving hospital at the time of the patient's arrival:

- _____ 1. Prehospital care record
- _____ 2. ED record of care
- _____ 3. Medical history, if available
- _____ 4. Results of laboratory studies and diagnostic studies
- _____ 5. Copies of radiographs
- _____ 6. Nursing care records, including I & O documentation and vital signs
- _____ 7. Doctor's orders for care during transfer
- _____ 8. Transfer consent form
- _____ 9. Patient's belongings
- _____ 10. Family contact information/notification of transfer

PROMPT TRANSPORT

Do not delay transport while awaiting laboratory or radiology results. These can be communicated by phone as they become available.

Name and number from referring hospital: _____



Maryland Institute for
Emergency Medical Services Systems