




EMS Board & SEMSAC

Theodore Delbridge, MD, MPH

Executive Director, MIEMSS

MARYLAND



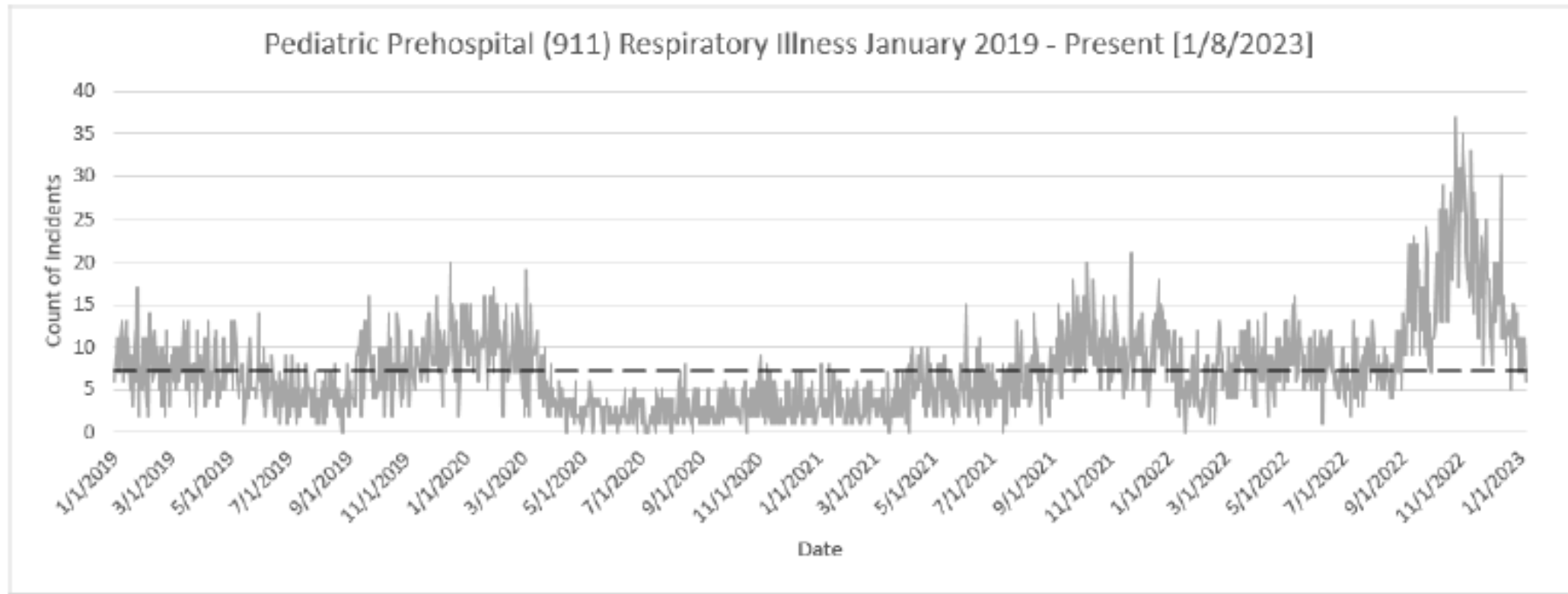
**Critical
Care
Coordination
Center**

PEDIATRIC SURGE OPERATIONS CENTER



Maryland Institute *for* Emergency Medical Services Systems

Pediatric Prehospital EMS Data (eMEDS®)



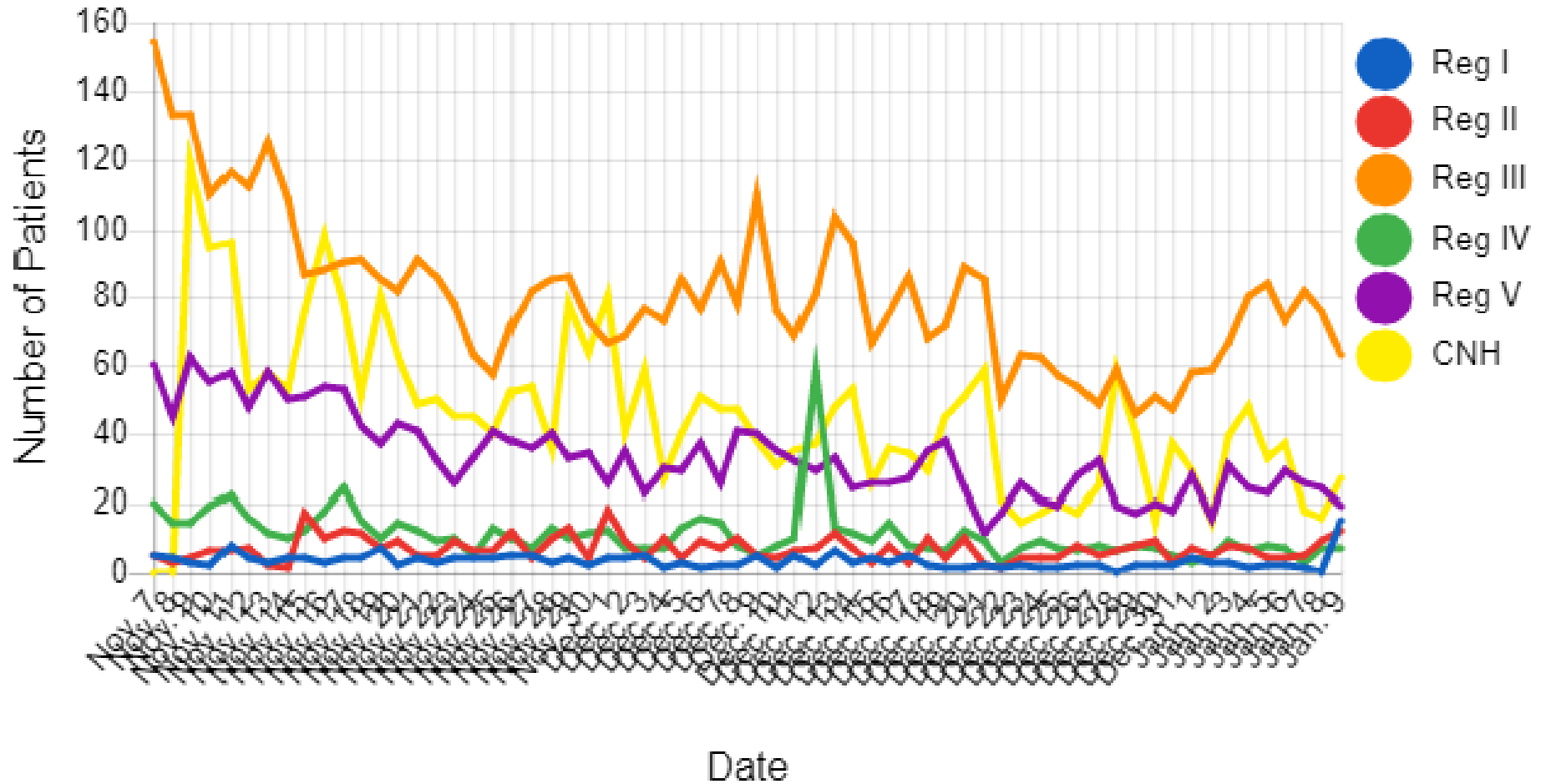
MARYLAND



Critical
Care
Coordination
Center

PEDIATRIC SURGE OPERATIONS CENTER

of Pediatrics (Under 18) in the Emergency Dept.



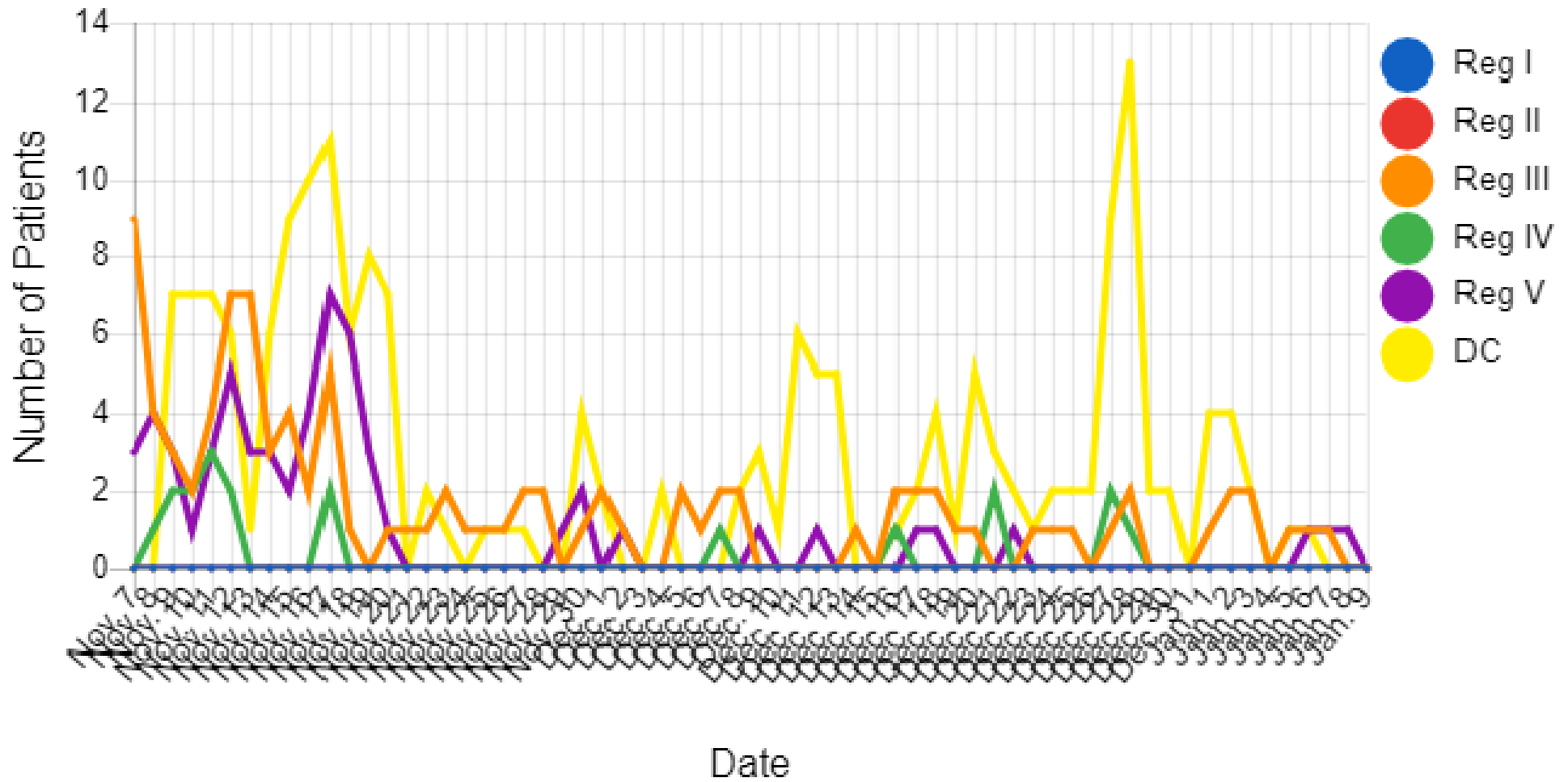
MARYLAND



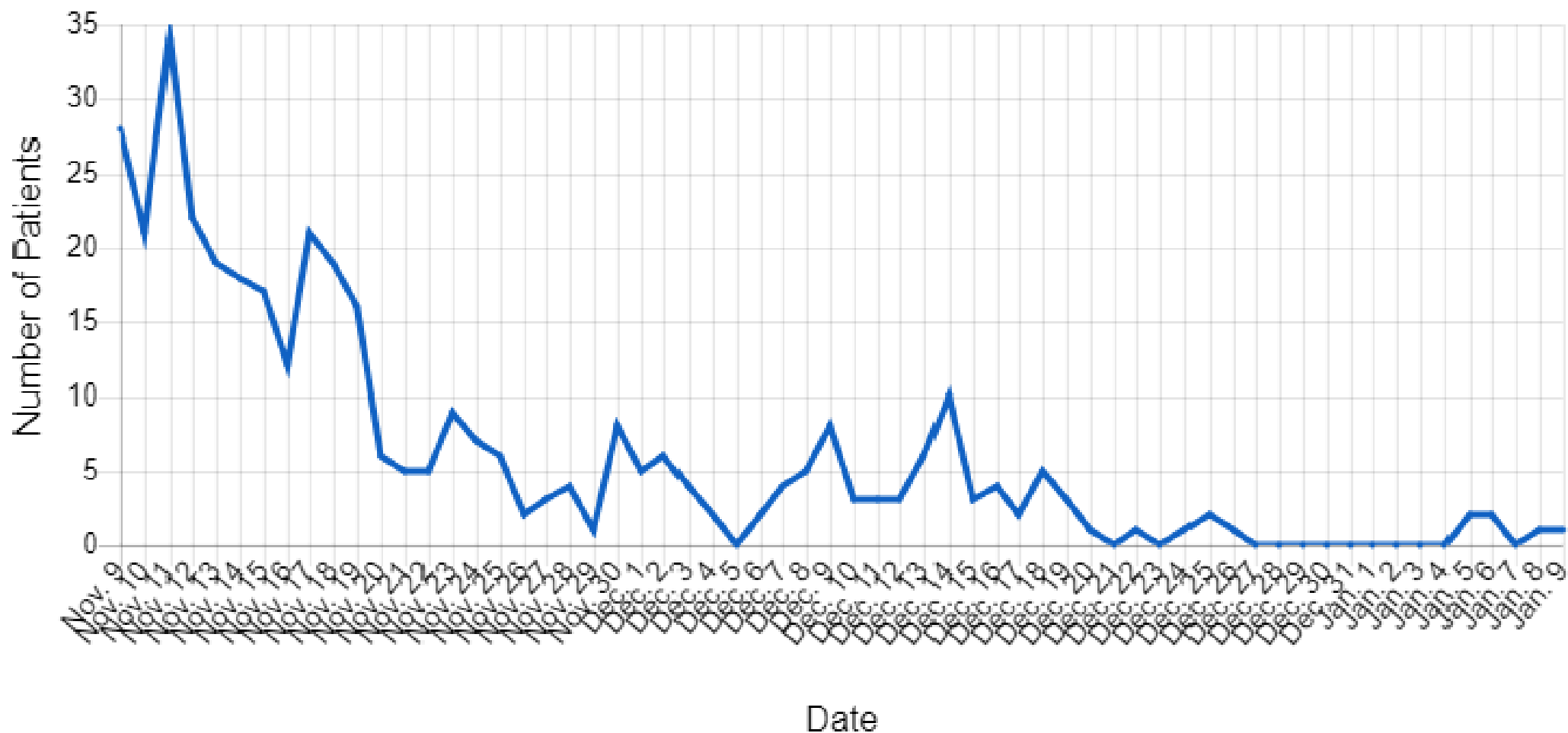
Critical
Care
Coordination
Center

PEDIATRIC SURGE OPERATIONS CENTER

Peds ED Patients Boarding Planned for PICU



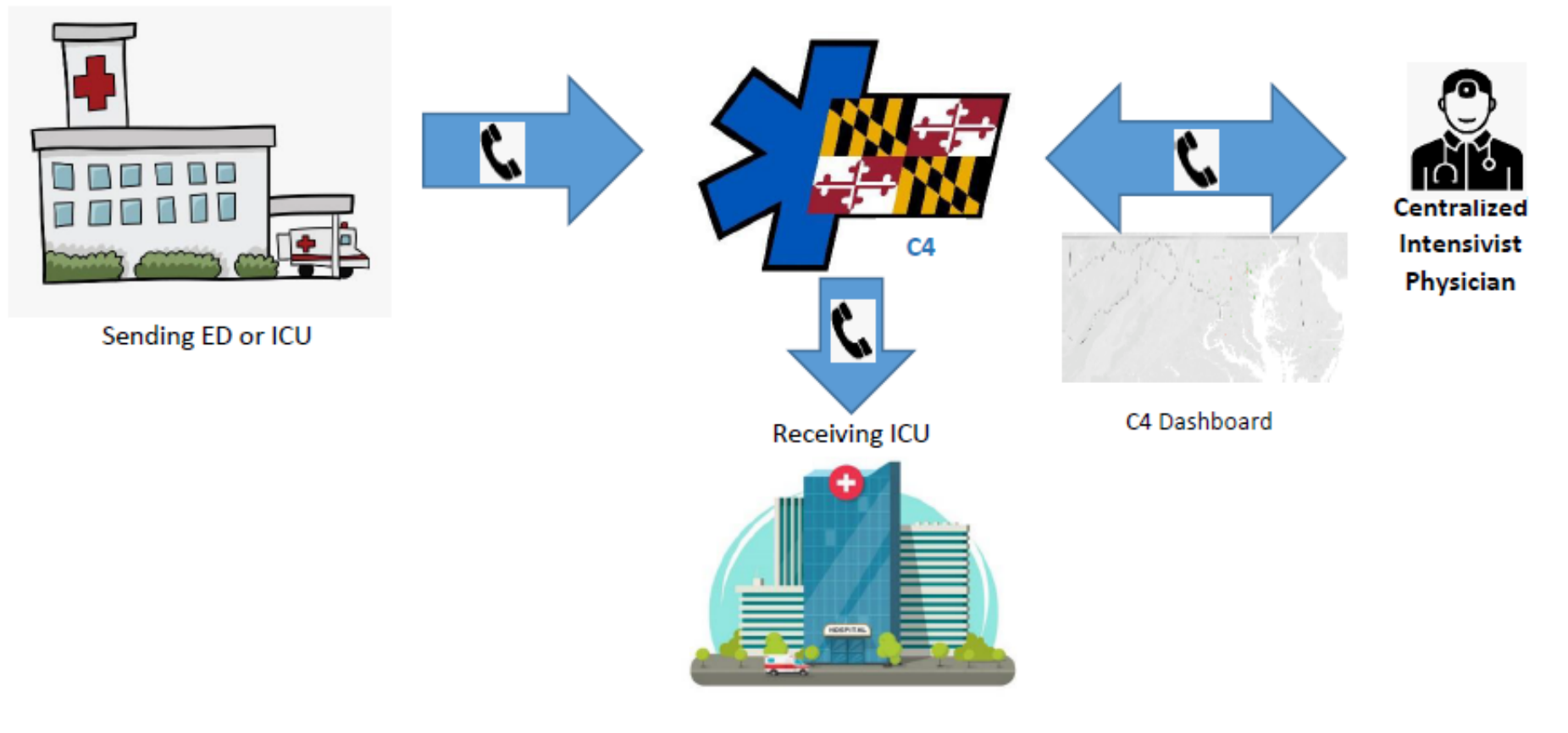
of Pediatric C4 Cases in the Past 24 Hours



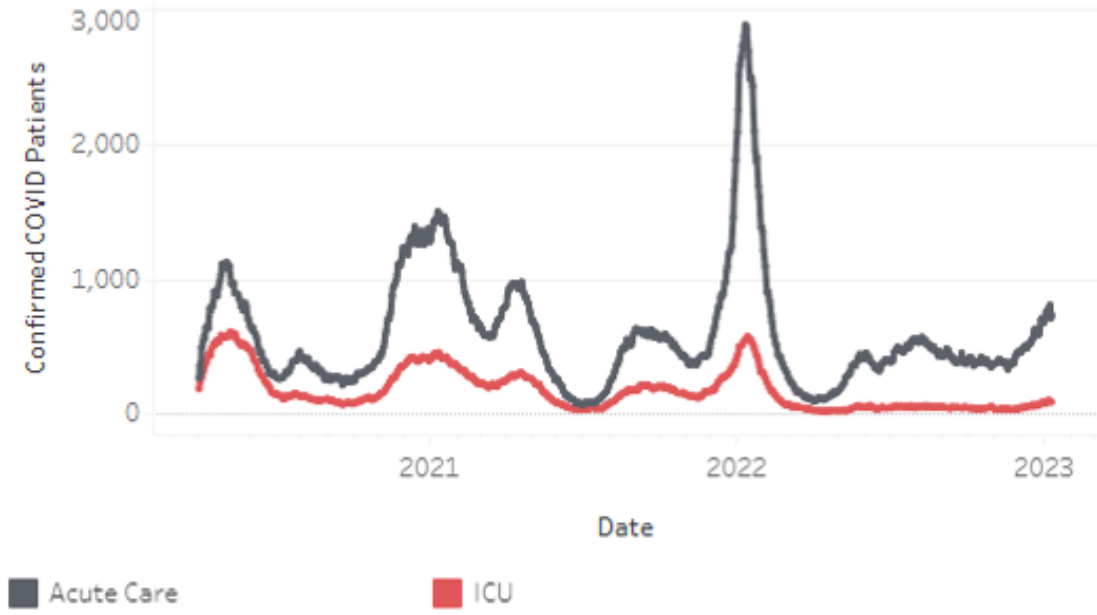


Critical
Care
Coordination
Center

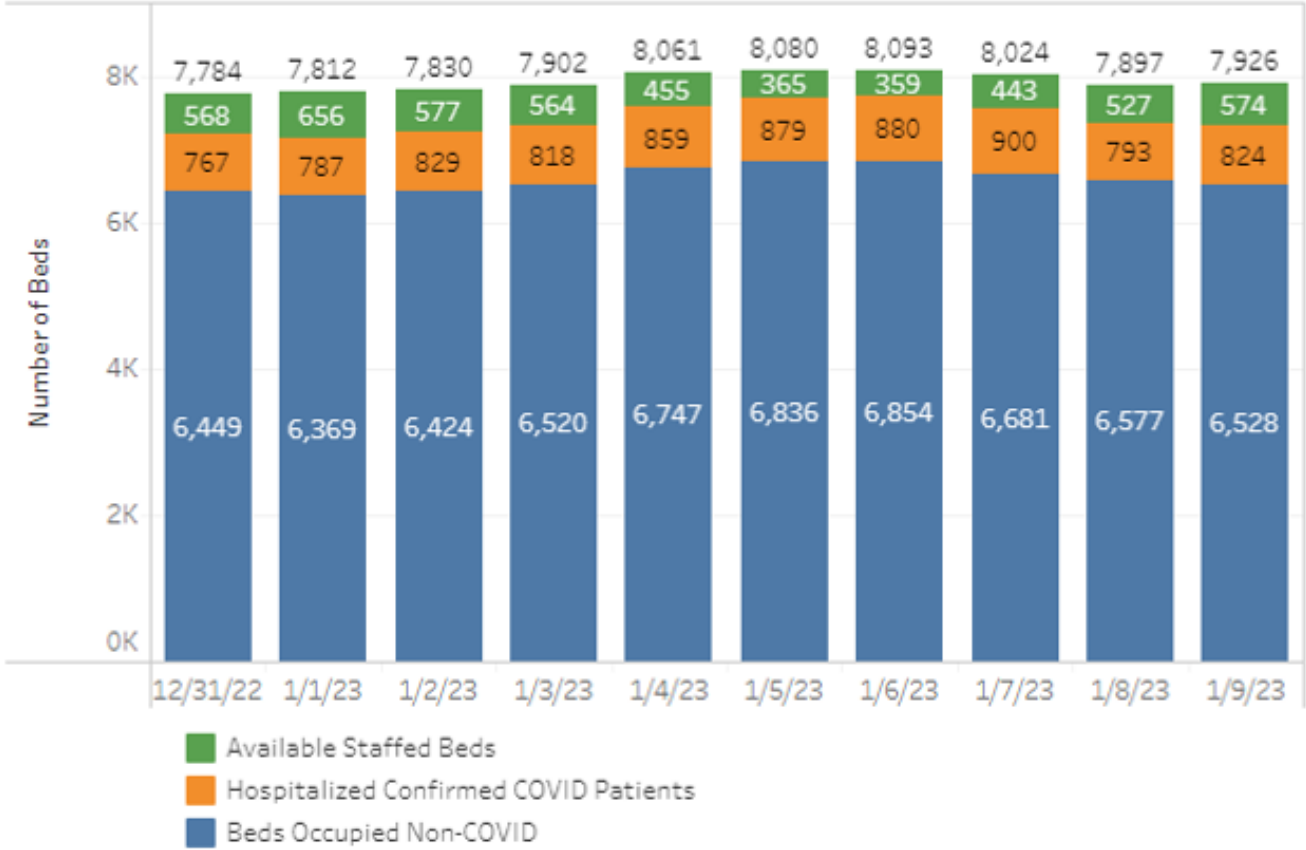
- >5100 cases (>200 calls per month)
- >80 requesting hospitals
- >80 receiving hospitals



Number of Adult COVID-19 Positive Patients in Acute Care and ICU



Statewide Occupied Staffed - Adult Acute Care and ICU - Last 10 Days



Statewide Occupied Bed Threshold

1/9/2023	7,352 Beds Occupied
8,000 Occupied Bed Threshold	N/A



Dashboard Layout Updated

4/27/22

MIEMSS COVID-19 Hospital Status Dashboard

Last Updated

01/09/23 2:35
PMEmergency DepartmentNum of Patients in the
Emergency Dept.

Region 1	31
Region 2	72
Region 3	957
Region 4	142
Region 5	507
Statewide	1709

Num of Patients Boarding in
the Emergency Dept.

Region 1	3
Region 2	9
Region 3	383
Region 4	64
Region 5	166
Statewide	625

Percent of Patients in the ED
Boarding

Region 1	3%
Region 2	13%
Region 3	40%
Region 4	45%
Region 5	33%
Statewide	37%

Emergency Dept. Boarders
awaiting ICU Bed

Region 1	0
Region 2	0
Region 3	2
Region 4	0
Region 5	2
Statewide	4

Emergency Dept. Boarders
awaiting Acute Care Bed

Region 1	0
Region 2	4
Region 3	320
Region 4	61
Region 5	126
Statewide	511

Emergency Dept. Boarders
awaiting Psych Bed/ Xfer

Region 1	0
Region 2	5
Region 3	59
Region 4	1
Region 5	31
Statewide	96

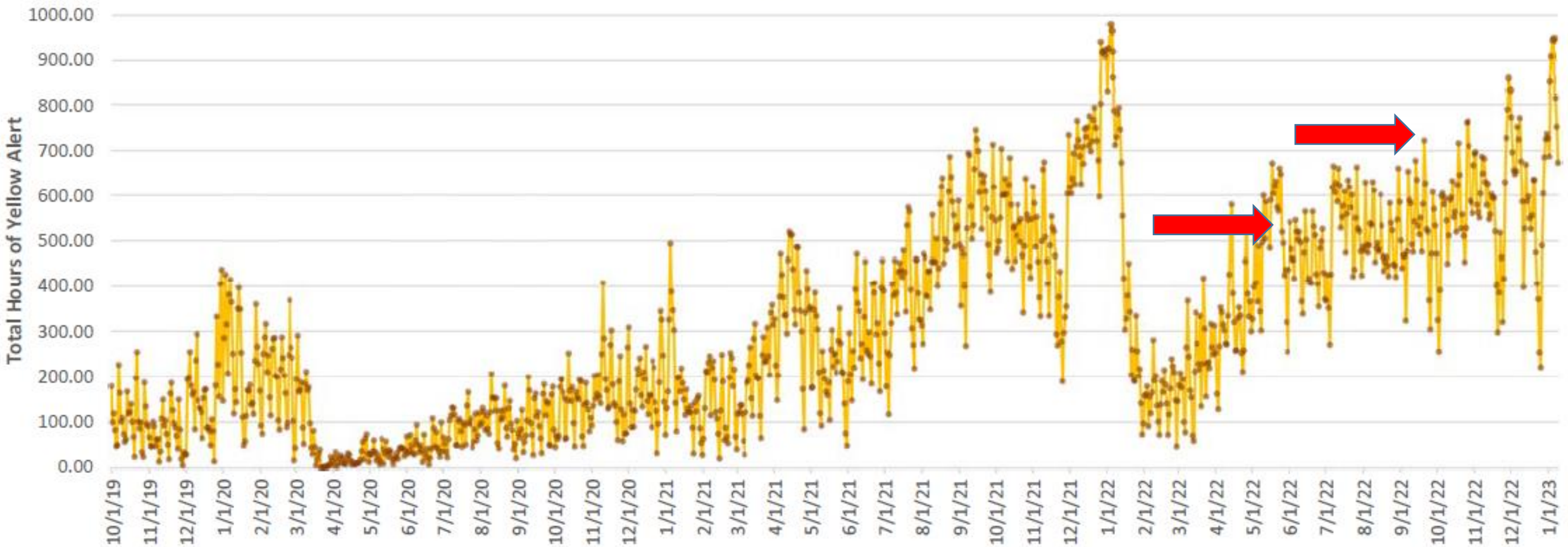
Emergency Dept. Boarders
awaiting Transfer

Region 1	3
Region 2	0
Region 3	2
Region 4	2
Region 5	7
Statewide	14

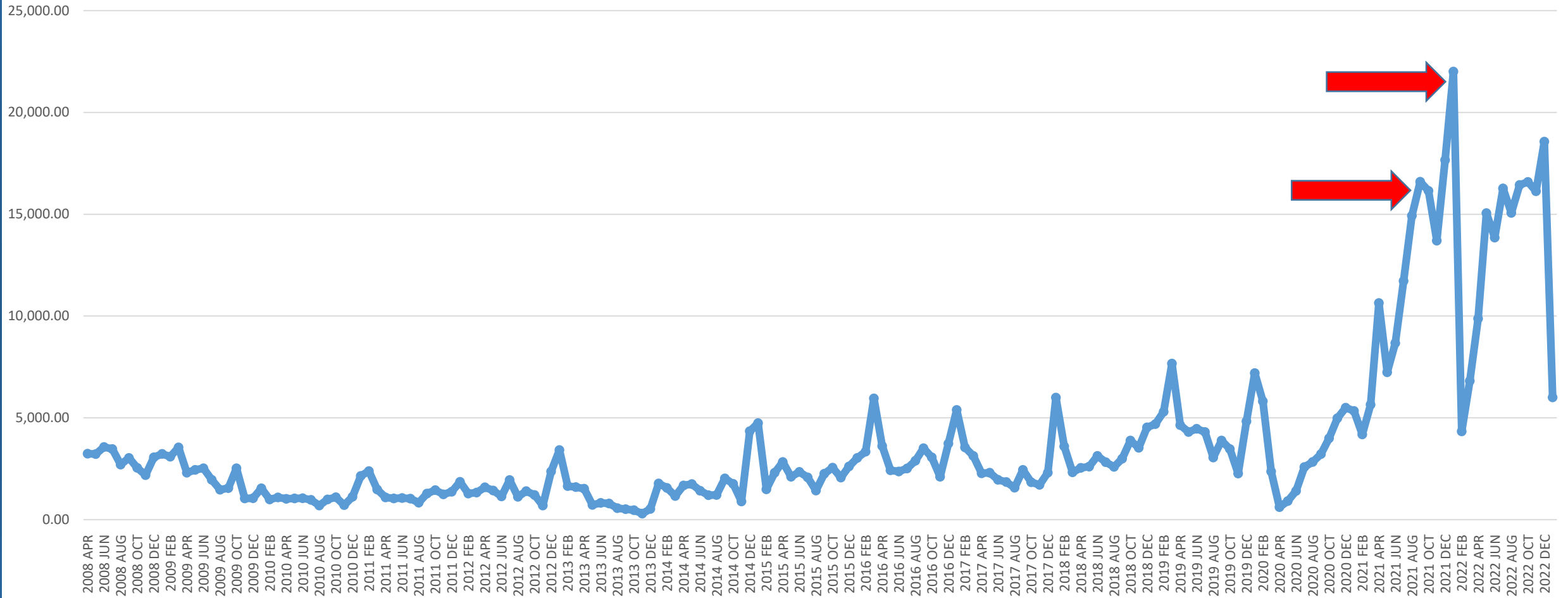


Yellow Alert

Total Hours of Yellow Alert in all 5 Regions of Maryland (Oct 2019 to Present)



Total Hours of Yellow Alert in all 5 Regions of Maryland





CHATS Region III - County/Hospital Alert Tracking System

Hospitals

Monday, January 9, 2023 5:37:12 PM

[Region I, II, IV](#)
[Region III](#)
[Region V](#)

Hospitals Counties Reports

Show Alert Descriptions

Hospital	Yellow Alert	Red Alert	Mini Disaster	ReRoute	Trauma ByPass	Capacity
Anne Arundel Medical Center	03:07			03:51		
Baltimore Washington Medical Center	06:18			06:28		
Carroll Hospital Center (LifeBridge)		17:37				
Franklin Square (MedStar)	17:37			01:59		
Good Samaritan Hospital (MedStar)	17:37	17:37				
Grace Medical Center (LifeBridge)						
Greater Baltimore Medical Center	17:37					
Harbor Hospital (MedStar)	05:07	03:46				
Harford Memorial Hospital (UMUCH)						
Howard County General Hospital (JHM)	17:37	17:37				
Johns Hopkins Bayview	17:37	17:37		00:41		
Johns Hopkins Hospital (Adult ED)	17:37	17:37				
Johns Hopkins Hospital (Pediatric ED)						
Mercy Medical Center	17:37			00:18		
Midtown (UM)	17:37	17:37				
Northwest Hospital (LifeBridge)	05:55	17:37				
R Adams Cowley Shock Trauma Center						
Sinai Hospital (LifeBridge)	17:37					
St. Agnes Hospital (Ascension)	04:45	17:37				
St. Joseph Medical Center (UM)	05:50	17:37				
Union Memorial Hospital (MedStar)	17:37	17:37				
University of Maryland Medical Center	17:37	17:37		00:19		
Upper Chesapeake Medical Center (UMUCH)	00:34	17:37				

Posted times reflect the elapsed time since the initiation of the current alert.
 This website will automatically refresh every 60 seconds.
 Powered By *HC Standard*® from *Global Emergency Resources, LLC*



Manifestations of the Crisis

A. Procedure


This policy establishes direction for the safe and rapid transfer of patient care responsibilities from the City of Annapolis and Anne Arundel County Fire Department EMS clinicians to the Emergency Department's (ED) medical personnel in accordance with the Emergency Medical Treatment & Labor Act (EMTALA).

B. Authority

Pursuant to the EMTALA, as defined in § 42 CFR 489.24(b), a person is considered a patient once they arrive on hospital property and is, therefore, the responsibility of the receiving ED.

Pursuant to the Center for Medicare and Medicaid Services (CMS), State Operations Manual, Appendix V, § 42 CFR 489.24(a)(1)(i), "Hospitals that deliberately delay moving an individual from an EMS stretcher to an emergency department bed do not thereby delay the point in time in which their EMTALA obligation begins. Furthermore, such a practice of "parking" patients arriving via EMS, and refusing to release EMS equipment or personnel, jeopardizes patient health and adversely impacts the ability of EMS personnel to provide emergency response services to the rest of the community. Hospitals that "park" patients (with EMS) may also find themselves in violation of 42 CFR 482.55, the Hospital Condition of Participation for "Emergency Services."





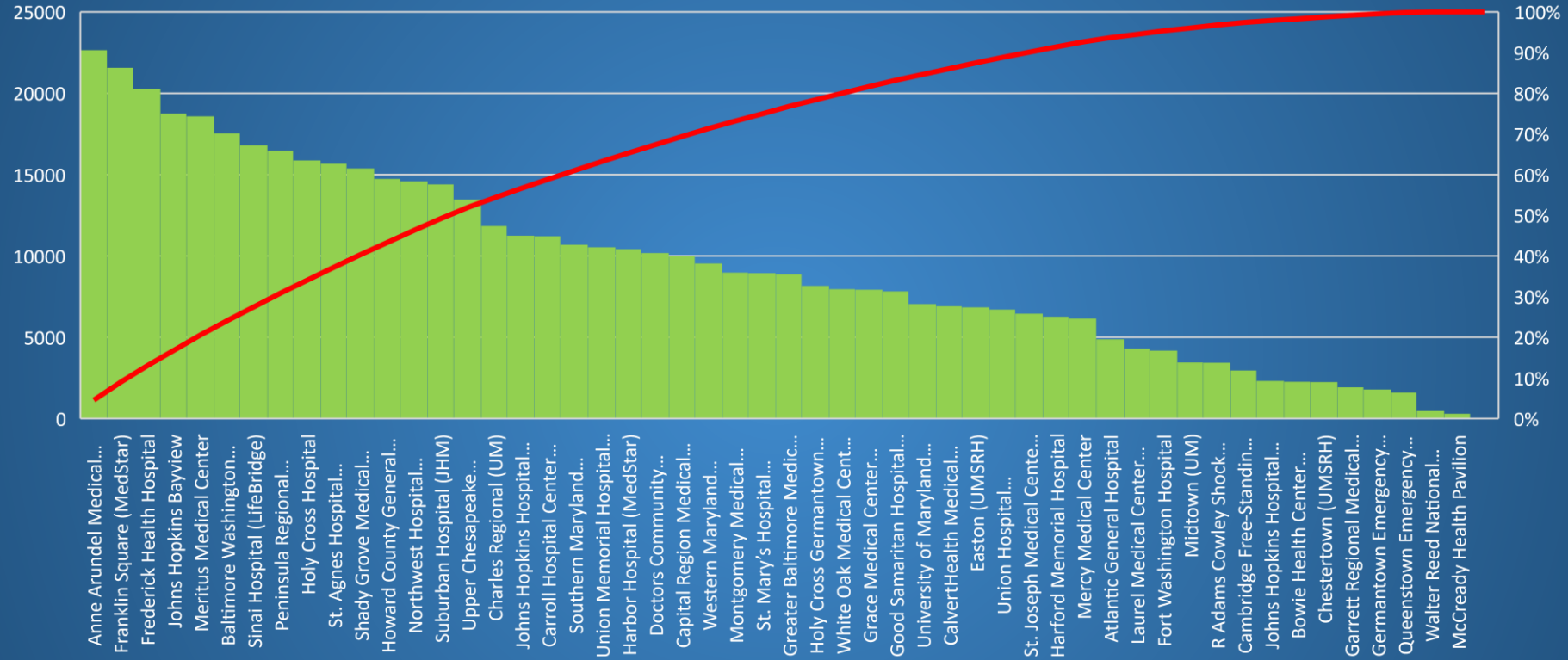
Collaborative of Hospital Emergency Services
(CHES)

December 20, 2022

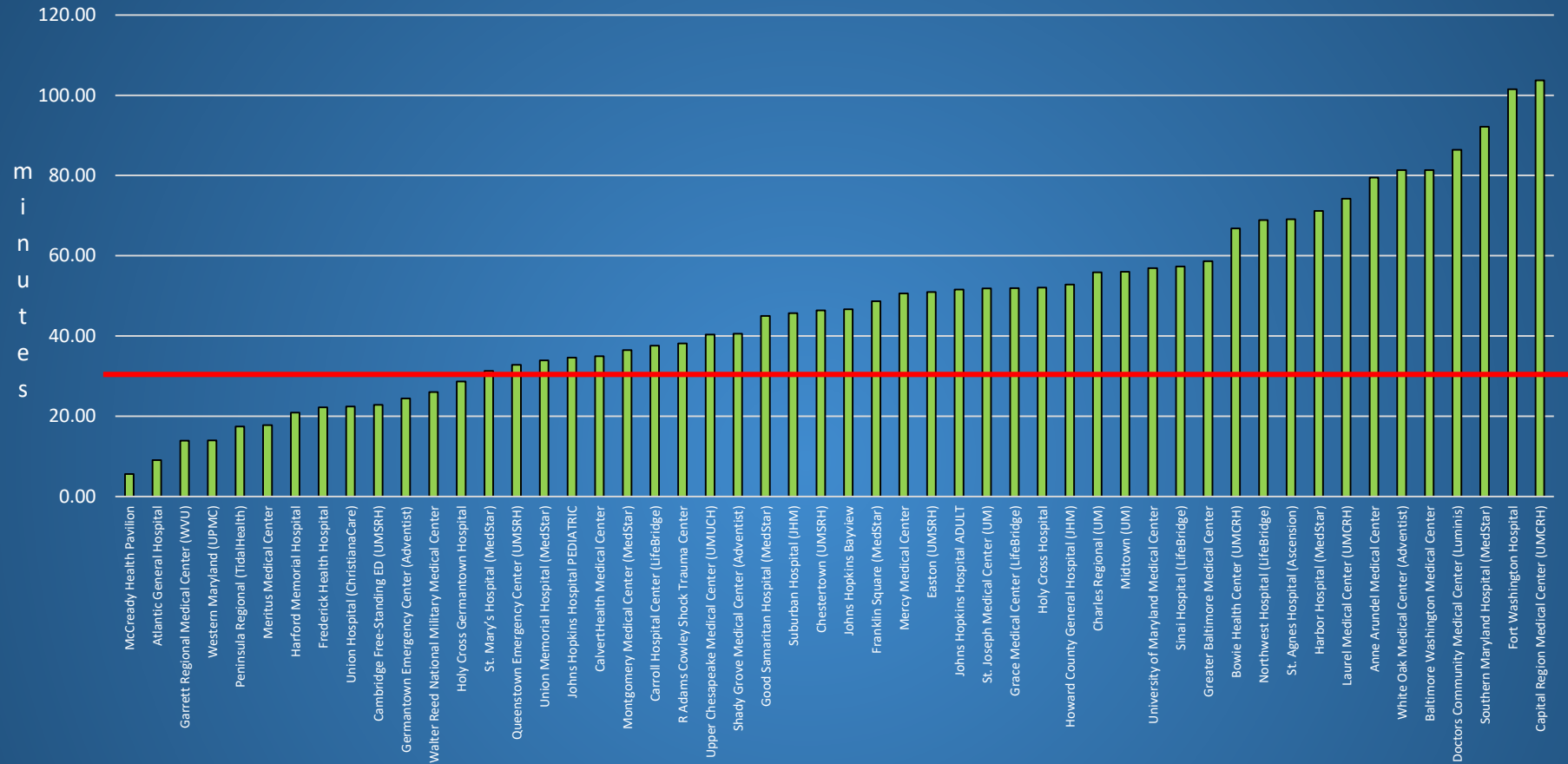


Maryland EMS-Receiving Emergency Departments 2022 YTD

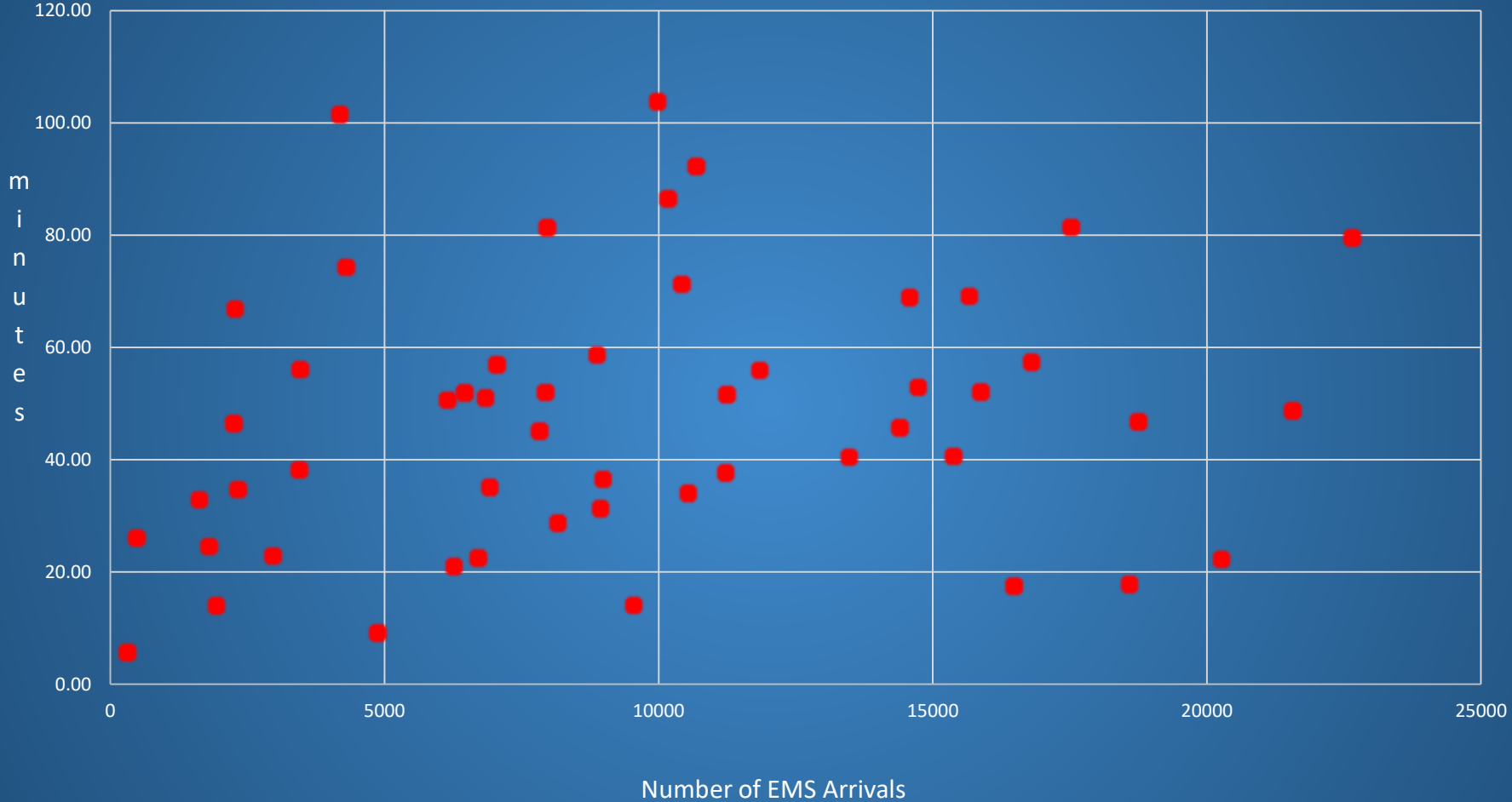
>512,000; 3.5% out-of-state



90th Percentile EMS:ED Transfer Interval vs Hospital



90th Percentile EMS:ED Transfer Interval vs. Number of EMS Arrivals





- Meritus Medical Center
- Frederick Health Hospital
- Tidal Health Peninsula Regional
- Medstar Union Memorial Hospital



CHES

- Workgroup #1
 - Draft policy for statewide adoption
 - Emulate new EMS policies
 - Short turnaround to socialize and discuss with EMS
- Workgroup #2
 - Create an anthology of best practices
 - “Scientific” basis; proven strategies



Maryland Emergency Department Advisory System

Emergency Department Advisory
based on ED patient census



- Provides “Advisory Level” (1 o 4) for each ED
- Plan to incorporate in @HA (at-Hospital Ambulance Dashboard)
- Currently validating data and ED capacities (denominator)





Maryland EMS
Dr. Ted Delbridge

Logout

Dashboard

Settings

Participating EMSOPs

About

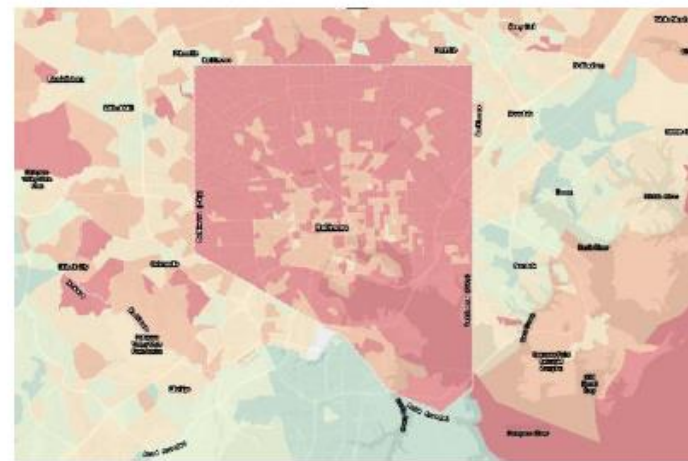
33 Hospitals with 68 Units Statewide

Advisory Level ? Trend ? # of Units Length of Stay

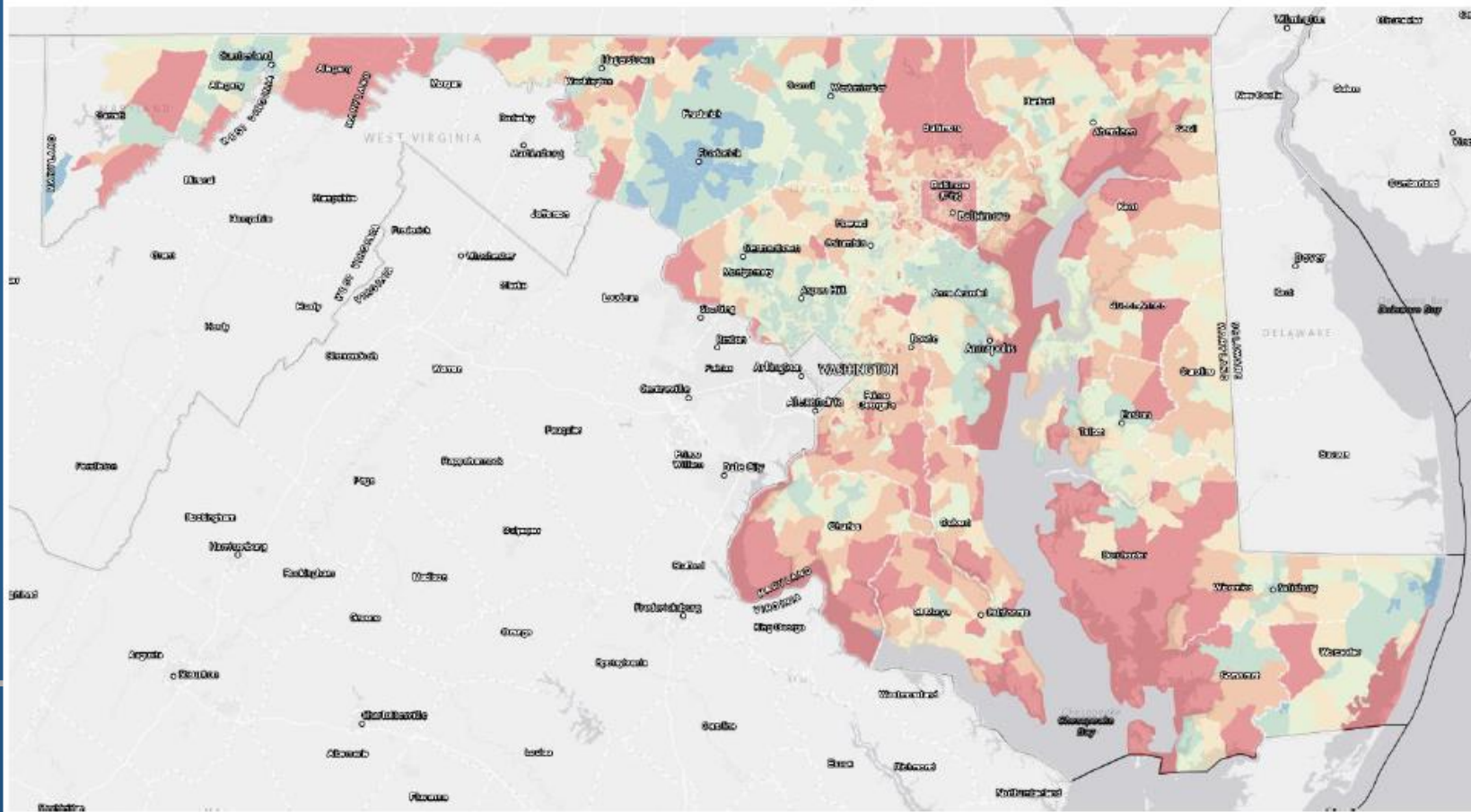
Hospital Name	Advisory Level	Trend	# of Units	Length of Stay
Harbor Hospital (MedStar) - 211	4	→	1 Unit	21 minutes
Harford Memorial Hospital - 220	1	→	0 Unit	
Holy Cross Germantown Hospital - 444	1	→	0 Unit	
Holy Cross Hospital - 244	1	→	2 Units	34 - 74 minutes
Howard County General Hospital (JHM) - 223	4	→	1 Unit	5 minutes
Howard University Hospital, DC - 270	3	→	0 Unit	
Johns Hopkins Bayview - 201	2	→	1 Unit	66 minutes
Johns Hopkins Hospital ADULT - 204	1	→	1 Unit	63 minutes
Johns Hopkins Hospital PEDIATRIC - 704	1	→	1 Unit	3 minutes
Laurel Medical Center (UMCRH) - 352	1	→	0 Unit	
McCready Health Pavilion - 332	1	→	0 Unit	
Mercy Medical Center - 207	4	→	1 Unit	45 minutes
Meritus Medical Center - 389	2	→	0 Unit	
Midtown (UM) - 206	3	→	1 Unit	9 minutes
Montgomery Medical Center (MedStar) - 264	1	→	0 Unit	
Northwest Hospital (LifeBridge) - 218	3	→	2 Units	64 - 85 minutes
Peninsula Regional (TidalHealth) - 408	1	→	2 Units	21 - 67 minutes
Queenstown Emergency Center (UMSRH) - 387	4	→	0 Unit	
R Adams Cowley Shock Trauma Center - 634	3	→	0 Unit	
Shady Grove Medical Center (Adventist) - 265	2	→	0 Unit	




Color (Percentage in Bin)	Minimum Value (min)	Maximum Value (min)
4.8%	5.0	10.0
28.5%	10.0	13.9
16.7%	13.9	15.3
16.7%	15.3	17.0
16.7%	17.0	19.2
16.7%	19.2	40.5



Work with Toyota:
80th percentile EMS
response times vs.
census block groups







Kelly Hammond Chief Administrative Officer





Claire Pierson

Assistant Attorney General





Maryland Institute *for* Emergency Medical Services Systems

