



Report to the  
EMS  
Board

**R Adams Cowley Shock Trauma Center**

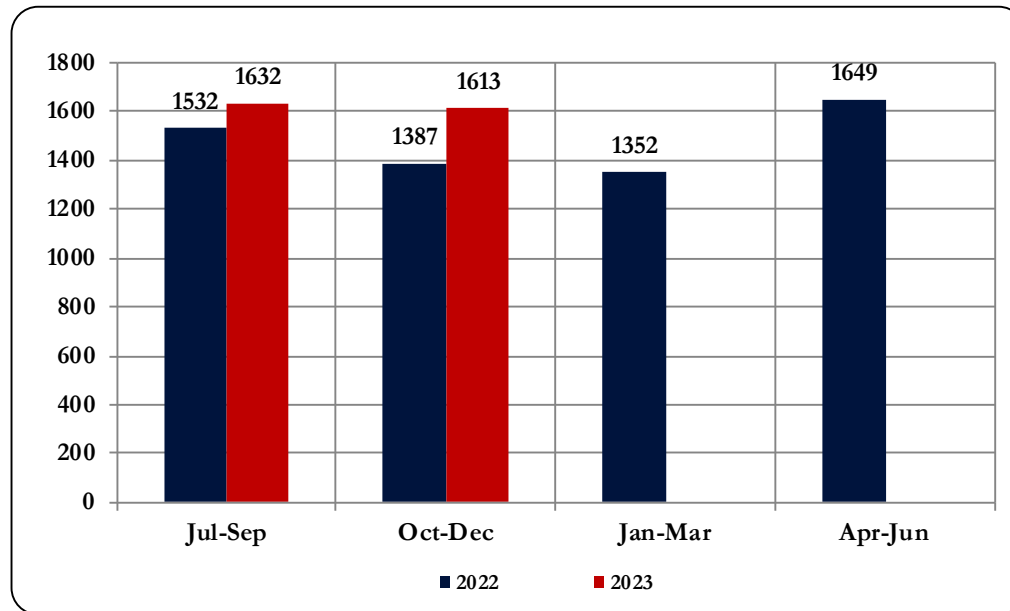
**January 10, 2023**

Kristie Snedeker, DPT

Vice President, R Adams Cowley Shock Trauma Center



## Shock Trauma Patient Visits



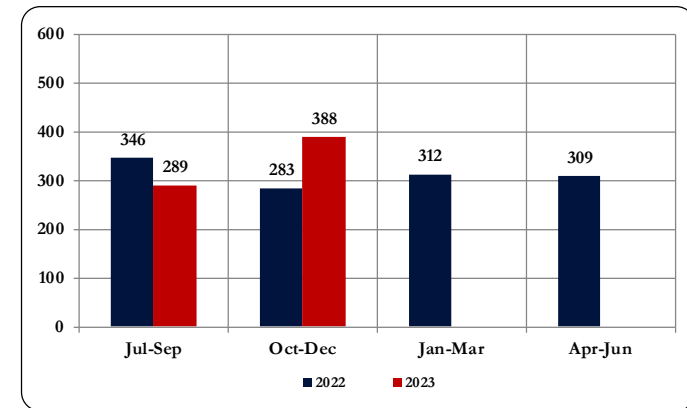
Total Admissions - Fiscal Year Comparison:

**FY '22:** 5920

**FY '23 Q1-Q2:** 3245 (Variance ↑ 326)

*December Data Preliminary*

## CCRU Patient Admissions

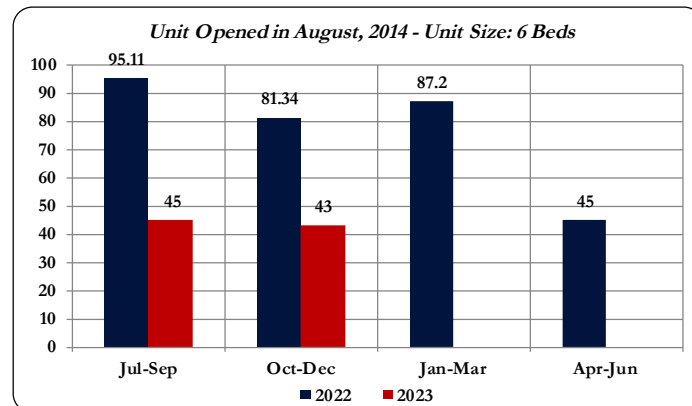


Total CCRU Admissions - Fiscal Year Comparison:

**FY '22:** 1250

**FY '23 Q1-Q2:** 677 (Variance ↑ 48)

## Lung Rescue Unit (LRU) Occupancy Rate



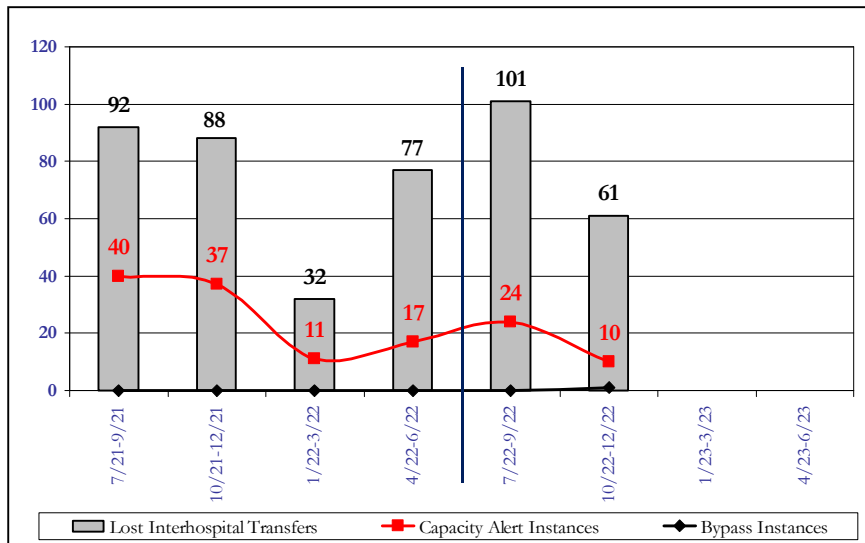
Total LRU Admissions

**FY '22:** 77% Average Occupancy

**FY '23 7/22-11/22:** 44% (Variance ↓ 33)



## Lost Interhospital Transfers



### Fiscal Year Comparison Total Lost Interhospital Transfers

**FY '22:** 289

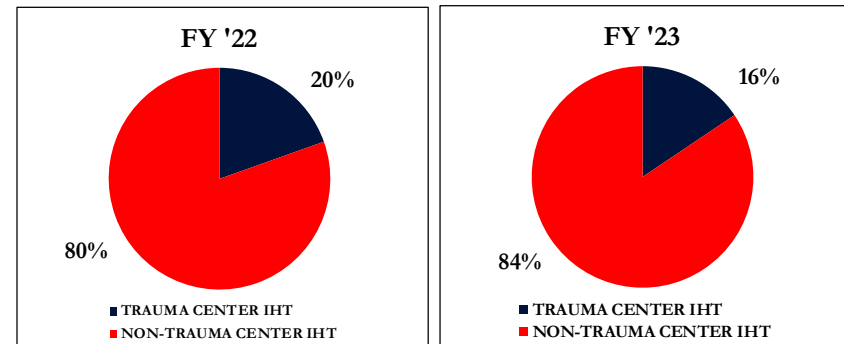
**FY '23 Q1-Q2:** 162 (Variance ↓ 18)

### Capacity Alert Hours:

**FY '22:** 1022.60

**FY '23 Q1-Q2:** 168.08 (Variance ↓ 732.56)

## Interhospital Transfer Volume

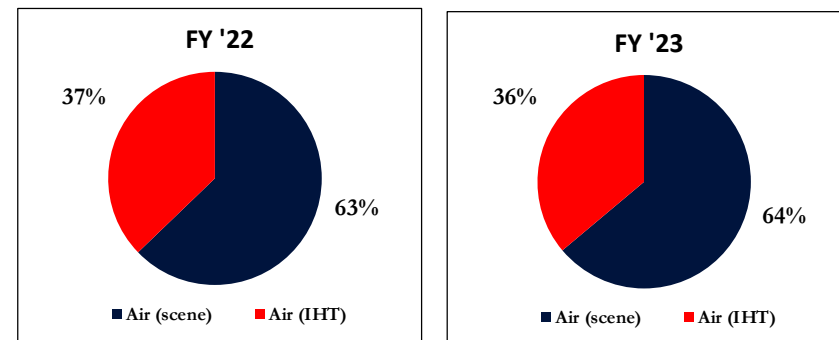


### Total Interhospital Transfer Volume (Primary Patients)- Fiscal Year Comparison:

**FY '22:** 1600

**FY '23 Q1-Q2:** 835 (Variance ↑ 48)

## Air Scene vs. Air IHT Transport



### Total Air Transports - Fiscal Year Comparison:

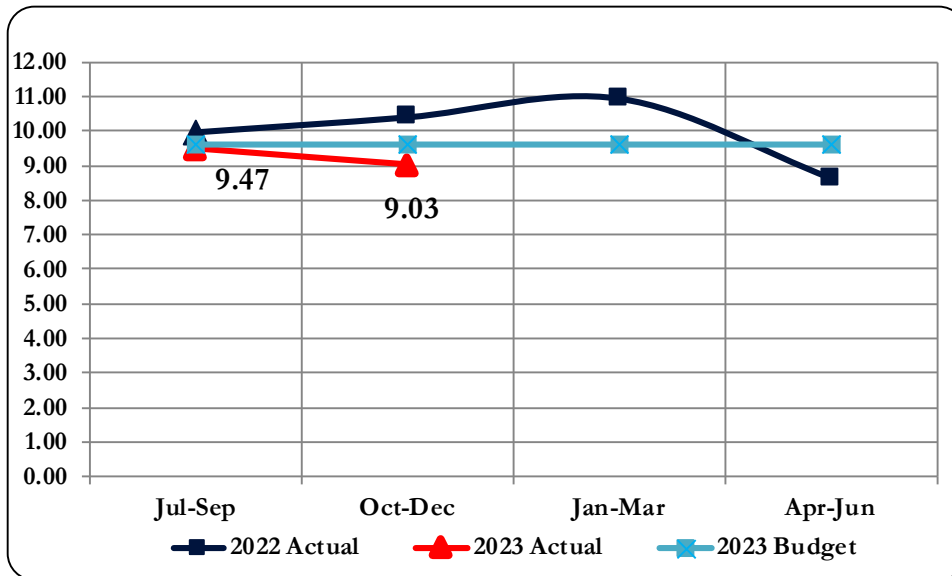
**FY '22:** 713

**FY '23 Q1-Q2:** 451 (Variance ↑ 72)

*December Data Preliminary*



## Shock Trauma Actual Length of Stay



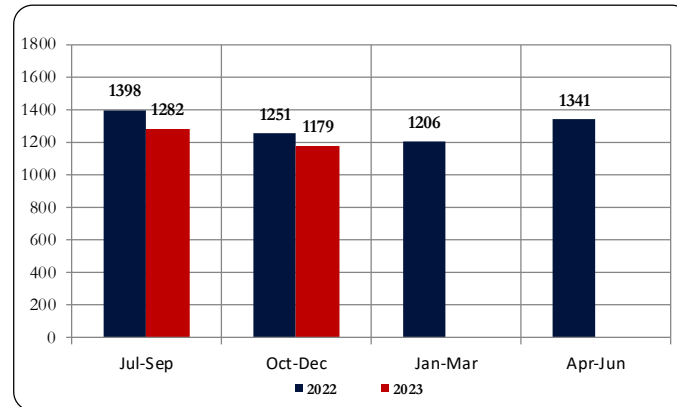
Actual Length of Stay- Fiscal Year Comparison:

FY '22: 9.89

FY '23 Q1-Q2: 9.25 (Variance to Budget ↓ 0.93)

*December Data Preliminary*

## OR Volume

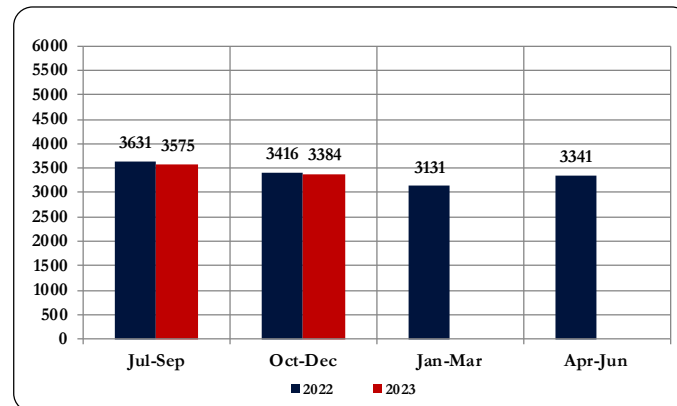


Total OR Volumes- Fiscal Year Comparison:

FY '22: 5196

FY '23 Q1-Q2: 2461 (Variance ↓ 188)

## Clinic Volume



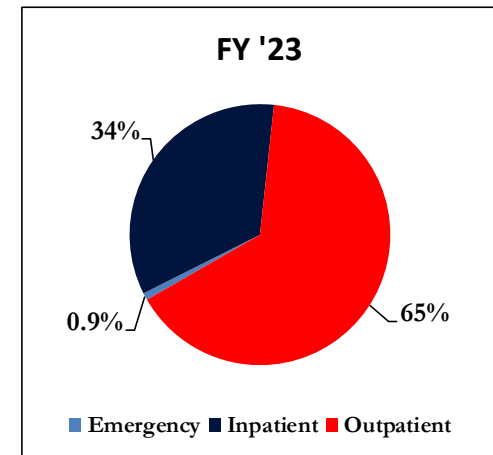
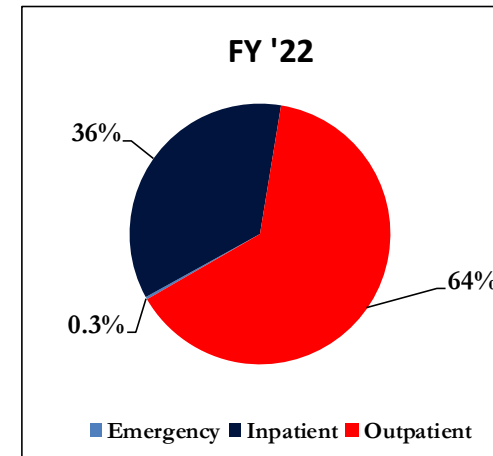
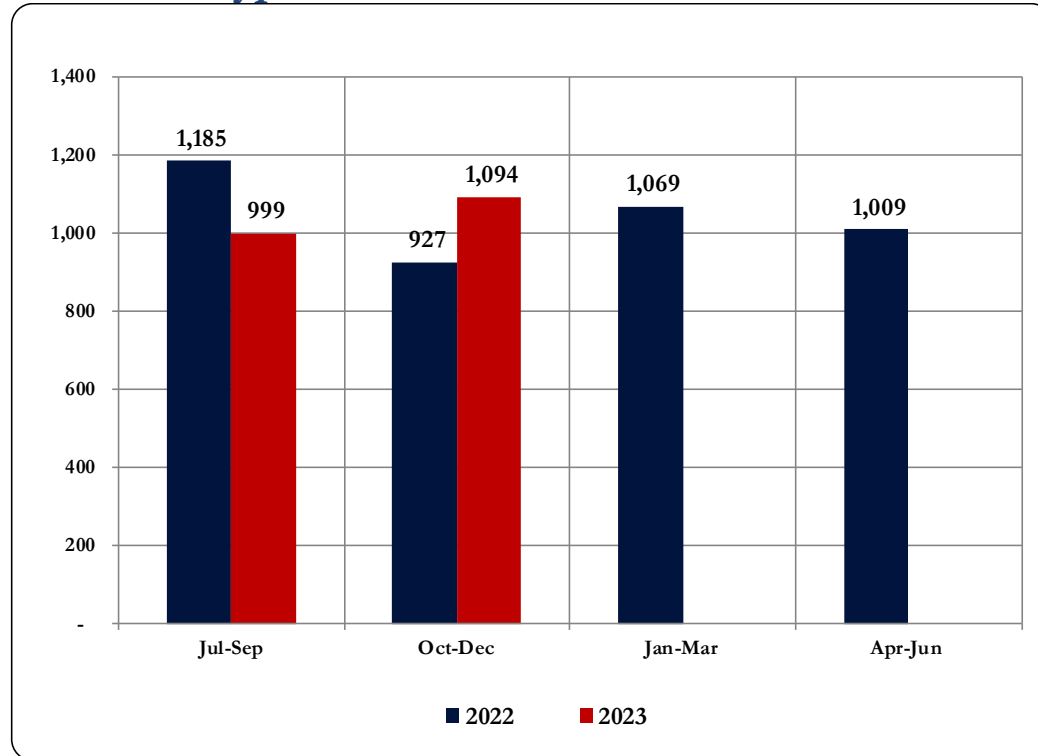
Total Clinic Volumes- Fiscal Year Comparison:

FY '22: 13519

FY '23 Q1-Q2: 6959 (Variance ↓ 88)

## Hyperbaric Chamber Volume by Case Type in Hours

### Hyperbaric Chamber Dive Hours



Total Dive Hours - Fiscal Year Comparison:

**FY '22:** 4189

**FY '23 Q1-Q2:** 2092 (Variance to Budget ↓ 20)

Total HBO Volumes by Case Type in Hours  
Fiscal Year Comparison:

**FY '22:** Emergency: 12/ Inpatient: 1443/Outpatient: 2735

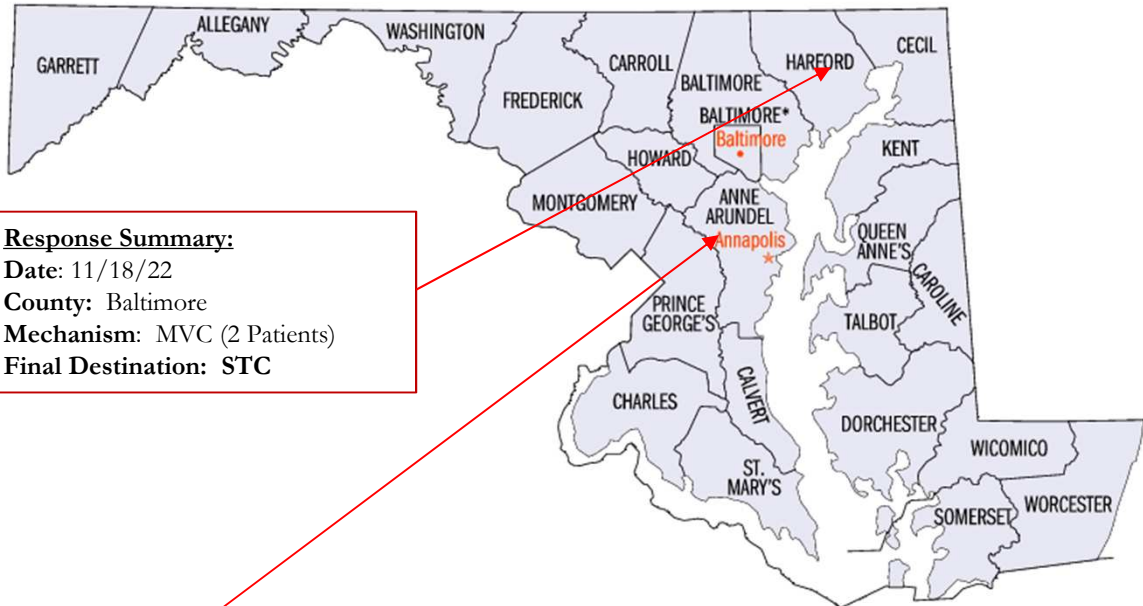
**FY '23 Q1-Q3:** Emergency: 19 (Variance ↑ 13)/Inpatient: 714  
(Variance ↓ 38)/Outpatient: 1359 (Variance ↑ 6)

*December Data Preliminary*



## Shock Trauma Go-Team Activation

*FY '23*



**Response Summary:**

Date: 11/18/22  
County: Baltimore  
Mechanism: MVC (2 Patients)  
Final Destination: STC

**Response Summary:**

Date: 9/20/22  
County: Anne Arundel  
Mechanism: MVC  
Final Destination: STC

Requests for Go Team: 8

Mechanism:

- MVC – 6
- Entrapment - 2

Event Location by County:

- Ann Arundel: 1
- Baltimore: 3
- Cecil: 1
- Harford: 1
- Prince George's: 1
- Queen Anne's: 1

Request Canceled: 6

Go Team Deployed: 2


Go Team Activation Requests- Fiscal Year  
Comparison:

**FY '22:** 9 - 1 Go Team Deployment  
**FY '23 Q1-Q2:** 8 - 2 Go Team Deployments  
(↑ 2 requests)



## Organ & Tissue Donation Program

Calendar Year: 2022



### Organ Donation Rate:

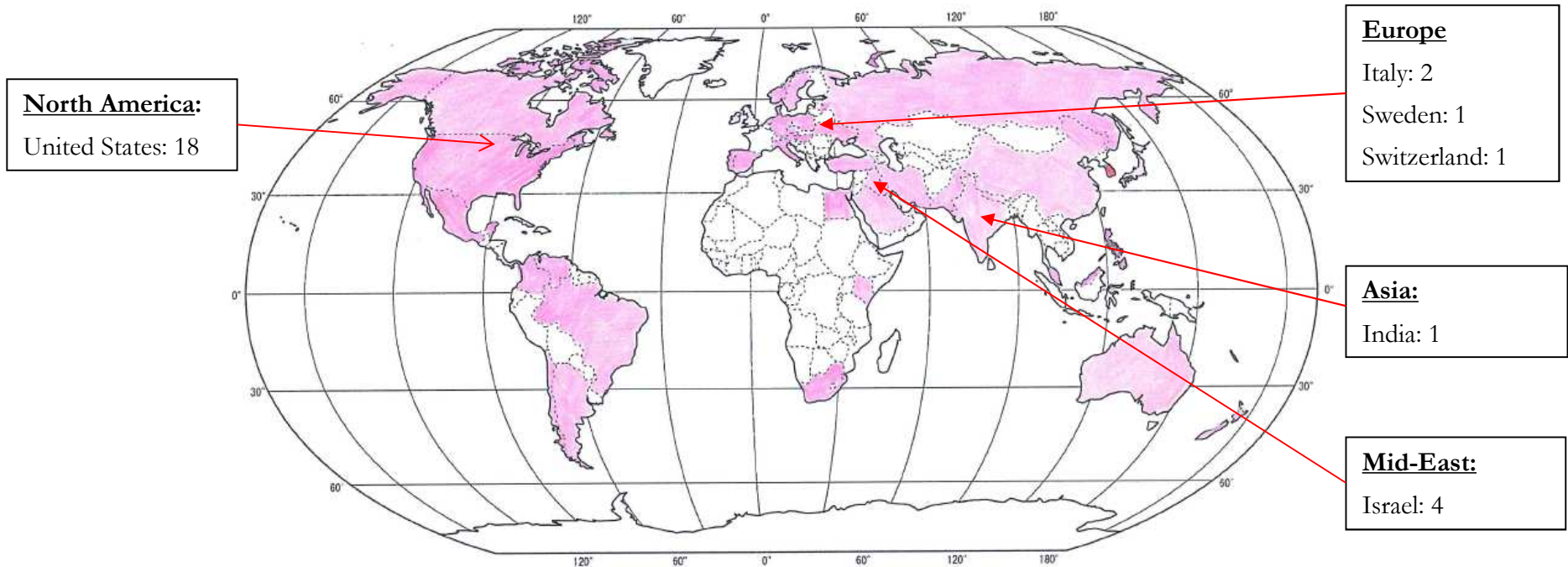
69% January – December 2022

(Goal  $\geq$  75%)

- UMMC staff members attended a GospelFest program hosted by The Living Legacy Foundation (now known as Infinite Legacy) in November.
- Donate Life Cheer Cart – mobile cart to units educating staff on donation topics.
- BRA Day – utilize Donate Life Cart to travel to units and educate them on the generosity of skin donors and how skin donors provide the skin for women to get their breast reconstructed following a mastectomy. One skin donor can help up to 5 people with breast reconstruction.
- National Donor Sabbath Weekend (Left)– observed annually two weekends before Thanksgiving, from Friday through Sunday. This three-day observance seeks to include the days of worship for major religions practiced in the United States. During National Donor Sabbath, faith leaders from many religions, donor families, transplant recipients, and donation and transplantation professionals participate in services and programs to educate the public about the need for organ, eye and tissue donors.



# Global Outreach-Trauma Observation Program FY '23



*Providing Educational Opportunities to Health Care Providers in 53 Countries and Counting*

**Primary Observation Service:**

Nursing: 2	Ortho: 5
Trauma Team: 19	Plastics: 1

**Total Observers  
Fiscal Year Comparison:**

FY '22: 51 Observers
FY '23 Q1-Q2: 27 Observers (Variance ↑ 4)





## Center for Injury Prevention & Policy

*FY '23*

A total of 45 events 3,286 attendees

### Trauma Prevention Outreach:

2 Events; 320 Attendees

### Trauma Prevention Program - Teens:

4 Events; 34 Attendees

### Trauma Prevention Program - Adults:

6 Events; 203 Attendees

### Stop the Bleed Campaign:

23 Events; 1,688 Attendees

- *Including events for Baltimore County Police Public Safety Day and for Baltimore County Public Schools*

### Minds of the Future

10 Events; 1,041 Attendees



### Violence Prevention Program

145 Interactions

- *All patients with primary encounter for GWS, Assault, and/or stabbing are offered de-escalation intervention, counseling, referrals to community services and up to 30 days on community case management*



## EMS Outreach & Education Activities

FY '23

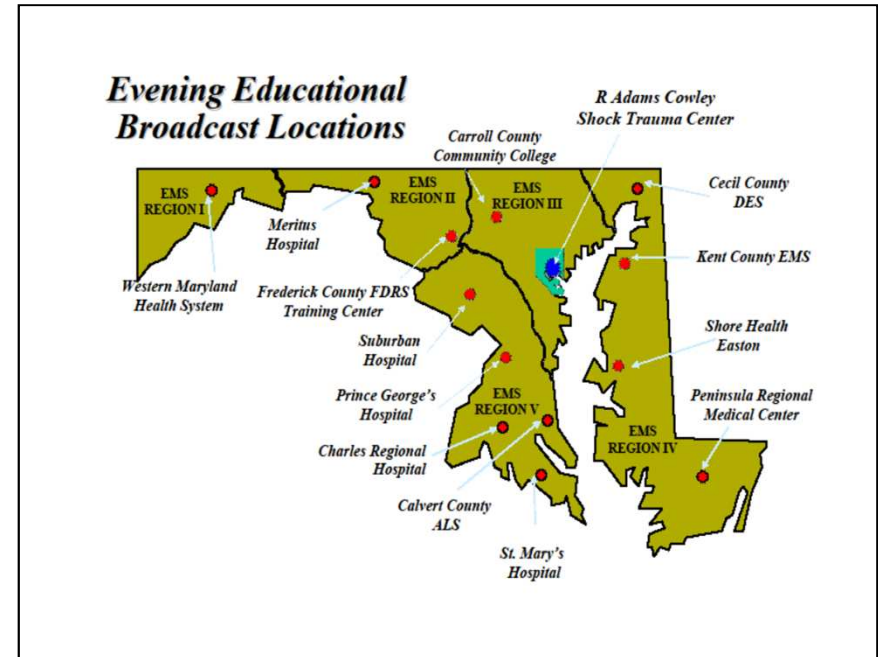
### Pre-Hospital Educational Activity:

#### Observation Program (TRU/ICU): 27 Providers

*(Students Rotated on Each Unit for the Month 2 Students at a Time.)*

#### Training:

- **Prehospital Trauma Life Support**  
2 Courses; 12 EMS Providers
- **High Fidelity Simulation for EM Professionals**  
*(Via Zoom for Providers in Ukraine to learn about how to train EMS providers via high fidelity simulation)*  
100 Providers
- **ALS Skills Review**  
1 Course; 6 Harford County Paramedics
- **MEC and Go Trainings**  
*(How to respond to scene calls for structural collapse and confined space patients)*  
2 Courses; 11 EMS/2 Anesthesia Providers



First Aid Rally for the Boy Scouts (10/15/22): 70 Scouts; 30 Scouting Leaders from Baltimore County Area

Stop The Bleed Training for Wilderness Colleagues at MSAR (10/24/22): 16 Members; 5 Family Members





## EMS Outreach & Education Activities

*FY '23*

### First Aid Rally for the Boy Scouts:

October 15, 2022

The STC Simulation Center designed 8 scenarios to correlate with BSA's First Aid Merit badge and Basic Scouting Skills for rank advanced to include how to handle:

- Exposure to naturally toxic plants such as Poison Sumac, Ivy, and Oak
- Household Poisoning (ingested)
- Heat Exhaustion and Dehydration
- Ground level falls with forearm and ankle fractures
- An impaled object
- Bleeding Control with direct pressure and bandages
- Anaphylaxis and how to use an Epi Pen
- Basic Water Rescue with Hypothermia treatment



The training occurred at the Baltimore County Fish and Game Commission site where scouts camped for the weekend and had a CPR demonstration by local VFD. We used our debrief time to determine the scouts would do a focused lesson on splinting with slings and swaths later that afternoon after Baltimore County FD presented.

### STB Training for Wilderness EMS Colleagues at MSAR:

October 23, 2022

16 of their members attended and brought 5 family members with them (21 total attendees). After the traditional 1 hour STB course from the ACS they participated in 2 simulations were they could practice their skills based on coming across injured people that were hiking. 9 of the 21 in attendance are EMS providers. 1 of the youth attending is receiving high school credit for the course.

